

ISONEM[®]



PRODUCT CATALOGUE
EN

WATERPROOFING PRODUCTS

ISONEM SB	01
SPECIAL MINERAL FILLED WATERPROOFING MATERIAL	
ISONEM MS POLIA	02
LIQUID POLIA POLYMER	
ISONEM MS POLYMER	03
300% ELASTIC WATERPROOFING MATERIAL	
ISONEM M 36	04
WATER PLUG, RAPID SETTING MORTAR	
ISONEM A4	05
SEALING ELASTIC FILLER	
ISONEM MS 80	06
TRANSPARENT WATERPROOFING LIQUID FOR EXTERIOR SURFACE	
ISONEM M 35	07
SUPER CRYSTALLIZED WATERPROOFING MORTAR	
ISONEM MS 20	08
CAPILLARY PLASTER	
ISONEM MD 28	09
FLEXIBLE WATERPROOFING COMPOUND	
ISONEM BD	10
TRANSPARENT FLOOR WATERPROOFING THAT DOES NOT DISTURB THE NATURAL IMAGE	
ISONEM M 03	11
WATERPROOF ELASTIC REPAIR MORTAR	
ISONEM D 10 LATEX	12
ADHERENCE ENHANCER	
ISONEM BE 89	13
LIQUID RUBBER MEMBRANE	
ISONEM DF 9	14
ACRYLIC BASED WET ROOM WATERPROOFING	

FLOOR COATINGS

ISONEM LIQUID GLASS	15
LIQUID GLASS - TRANSPARENT AND BRIGHT WATERPROOFING	
ISONEM FLOOR 2K	16
SOLVENT FREE EPOXY COATING	
ISONEM SHINE FLOOR	17
GLOSSY OR MATT COLORED FLOOR COATING	
ISONEM LIQUID MARBLE	18
COUNTERTOP AND FLOOR COATING	
ISONEM SS SOIL HARDENER	19
SOIL STABILIZER	
ISONEM STREET PAINT	20
ASPHALT AND CONCRETE FLOOR PAINT	

SPECIAL PAINTS

ISONEM EP PRIMER	21
SOLVENT FREE EPOXY PRIMER	
ISONEM BE 99	22
300 % ELASTIC WATERPROOF EXTERIOR WALL PAINT	
ISONEM WRITE & ERASE VARNISH	23
WRITABLE ERASIBLE VARNISH	
ISONEM ANTI SOUND PAINT	24
SOUND INSULATION PAINT	
ISONEM MAGNETIC PAINT	25
MAGNET ADHESIVE PAINT	
ISONEM ANTI RUST PRIMER	26
ANTICORROSIVE PRIMER	
ISONEM ANTI FIRE PAINT PLUS	27
120 MINUTES FIRE RESISTANT PAINT FOR STEEL, WOOD AND CONCRETE STRUCTURE	
ISONEM ANTI FIRE PAINT	28
FIRE RETARDANT PAINT	
ISONEM ANTI FIRE WOOD VARNISH	29
FIRE RETARDANT WOOD VARNISH	
ISONEM THERMAL PAINT	30
INTERIOR - EXTERIOR WALL AND ROOF HEAT INSULATION PAINT	
ISONEM MS 82	31
ANTI - MOISTURE PAINT	
ISONEM UNIVERSAL PRIMER	32
ACRYLIC EMULSION BASED CONCENTRATED PRIMER	
ISONEM POOL	33
POOL PAINT	
ISONEM POOL TRANSPARENT	34
TRANSPARENT POOL PAINT	
ISONEM GRASS PAINT	35
ENVIRONMENT AND NATURE FRIENDLY FAST DRYING GRASS PAINT	

INDUSTRIAL PRODUCTS

ISONEM SOIL WATER TRAP	36
SOIL WATER TRAP	
ISONEM ANTI - STAIN	37
DIRT REPELLENT SOLUTION	
ISONEM ANTI FIRE SOLUTION	38
FLAME - PROOF AND FIREPROOFING SOLUTION	
ISONEM ANTI MOLOTOV	39
THROW TYPE FIRE EXTINGUISHER	
ISONEM ISO-FIX	40
WELDING AND REPAIR PASTE	



SB

It is a highly resistant insulating coating with strong adhesion, excellent water resistance and UV resistance, consisting of a special mineral filler and polymer components. **ISONEM SB** does not wear due to its structure, unlike other insulation materials. Therefore, it is very suitable for use on concrete roofs, terraces, walkways, asphalt pavements, tennis courts, and sports areas. The product is not affected by UV, snow, rain, water. If required, all kinds of ceramic, marble and similar coating can be applied on it. Economical and long lasting. No harm to human health.

USAGE AREAS

- Concrete terrace and roof insulation,
- Wet area insulation
- Concrete roads, parks, and gardens
- Hidden gutters, gutter-tile, and soffit.

APPLICATION INFORMATION

Surface preparation: Firstly the application surface is cleaned from dust, dirt and oil. If there are places that require repairing, it is repaired with **ISONEM M 03 Elastic Repair Mortar** or **ISONEM MS Mortar Repair Mortar**. Before application, absorbent substrates should be primed with the **ISONEM UNIVERSAL PRIMER** (1: 7 diluted with water; 1 part primer, 7 parts water). The main application should be started after the primer application is waited to dry between 4-6 hours.

Application method: **ISONEM SB** is a super component ready to use. The product is mixed homogeneously with the help of a mixer in the bucket for 5 minutes. After the mixture is made ready, **ISONEM SB** is applied to the surface in two coats and perpendicular layers to each other. It should be waited minimum of 4 hours between the coats. The product is produced in two types as "summer" and "winter" in accordance with the climate conditions and air temperature to be applied. The summer product is suitable for applications between 18 - 40 °C and the winter product at 5 - 17 °C.

TECHNICAL SPECIFICATIONS

- **Density (25°C, g/mL)** : 1,40 ± 0,10
- **pH (25°C)** : 7,0 – 9,0
- **Viscosity (25°C, mPa.s)** : 13000 - 14000
- **Solid content (% Weight)** : 74 ± 2
- **Water transmission rate (kg/ m². h^{0,5})** : < 0,1 SINIF W₃
- **Adhesion strength by pull-off test (N/mm²)** : Crack bridging flexible systems without trafficking ≥ 0,8, with trafficking ≥1.5 N/mm²
- **Permeability to water vapour (m)** : 5 ≤ S_D ≤ 50 CLASS II
- **Solvent** : Water
- **Color** : All requested can be produced in colors
- **Product consumption** : 1 kg/m² (two layers application)
- **Paintable (Coverage) Area** : 5 kg: min. 5 m²/bucket (two layers application)
10 kg: min. 10 m²/bucket (two layers application)
18 kg: min. 18 m²/bucket (two layers application)

PACKAGING & STORAGE

- **Packaging** : 5, 10, 18 kg in PP buckets
- **Storage temperature (°C)** : 5 - 35 °C
- **Shelf life** : 24 months from date of production if stored in original, unopened, undamaged packages.
- **Storage condition** : Store tightly closed in a dry and cool place.



! IMPORTANT

The surface should be protected from rain, water, mechanical loads and impacts for 24 hours during and after the application.

Depending on the climatic conditions and weather temperature to be applied, you should provide the product as summer or winter.

APPLICATION CONDITIONS and RISKS

Things to consider during and after the application

The application surface must be clean and free from all impurities like dirt, oil, and mud. There should not be exposed to ponding, snow should not accumulate and also the surface should be inclined. Protect from frost.

Other ISONEM products recommended

In primer application, **ISONEM UNIVERSAL PRIMER** specified in the table below should be used depending on the application surface. Itself should not be used as a primer.

Other ISONEM products recommended

It should be applied between 18 - 40 °C (Summer application)
It should be applied between 5 - 17 °C (Winter application)

General Features



Provides %100 Waterproofing



B S1 d0 Fire Class



UV Resistance



Pedestrian Traffic



Elastic Structure



Hygienic, does not contain any harmful substances



Can be customized with color chart

	CONCRETE	MARBLE, GRANITE	RAW WOOD	TILE, CERAMICS	MEMBRANE, SHINGLE	STEEL, METAL
Application	in perpendicular layers to each other	in perpendicular layers to each other	in perpendicular layers to each other	in perpendicular layers to each other	in perpendicular layers to each other	X
Surface Humidity	Dry surface	Dry surface	Dry surface	Dry surface	Dry surface	X
Application Tools	Roller, brush, spray	Roller, brush, spray	Roller, brush, spray	Roller, brush, spray	Roller, brush, spray	X
Primer Usage	ISONEM UNIVERSAL PRIMER (diluted)	ISONEM UNIVERSAL PRIMER (diluted)	ISONEM UNIVERSAL PRIMER (diluted)	ISONEM UNIVERSAL PRIMER (diluted)	ISONEM UNIVERSAL PRIMER (diluted)	X
Primer Consumption	100 - 200 g/m ²	100 - 200 g/m ²	100 - 200 g/m ²	100 - 200 g/m ²	100 - 200 g/m ²	X
Product Usage	2 Layers	2 Layers	2 Layers	2 Layers	2 Layers	X
Product Consumption	1 kg /m ² (2 layers)	1 kg /m ² (2 layers)	1 kg /m ² (2 layers)	1 kg /m ² (2 layers)	1 kg /m ² (2 layers)	X
Between Two Coats	4 hours	4 hours	4 hours	4 hours	4 hours	X
Touch Dry	2 hours	2 hours	2 hours	2 hours	2 hours	X
Hard Dry	72 hours	72 hours	72 hours	72 hours	72 hours	X

Note : Drying times are approximate data, it may vary depending on ambient conditions.





MS POLIA

It is a polymer with excellent properties produced in the latest technology. It is ready to use, water-based, polymer-based, UV resistant and elastic structure. It is used as insulation material on the terrace, roofs, concrete, screed, plaster, wood, metal surfaces and surfaces which were applied spray polyurethane thermal insulation. Workmanship is easy and fast.

USAGE AREA

- Waterproofing of roofs.
- Facades
- Roofs, woods, decks
- On old-based bitumen problematic insulation
- Shingle surfaces

APPLICATION INFORMATION

Surface Preparation: The surface to be insulated must be clean and dry. Any dirt, mud, rust or oil, must be removed on the surface. It is not used in areas salt efflorescence or places on water flow from the negative side. All cracks and holes should be repaired with **ISONEM M 03**. Especially in large spans and thermally insulated floors, we recommend applying 45 g/m² of insulating mesh on floors which are possible to crack. If there is dilatation in the area to be insulated, dilatation insulation should be made with **ISONEM A4** elastic filling and then insulation should be started. Before **ISONEM MS POLIA** application, **ISONEM UNIVERSAL PRIMER** (1:7 diluted with water - 1 part primer, 7 part water) insulation and paint primer should be applied one layer with 100 - 200 g/m² consumption and then is allowed to dry for 4 hours. The main application should be started after the primer application is waited to dry between 4-6 hours. In steel/metal surfaces, the surfaced should be primed with **ISONEM ANTI RUST PRIMER** (Anticorrosive primer), consumption of 0,250 - 0,350 kg/m².

Application Method: **ISONEM MS POLIA** is ready to use. It should be mixed homogeneously after opening the cover and before application. **ISONEM MS POLIA** is applied on the primed surface in two layers without dilution at 4 hours intervals. Application should not be made under 5 ° C or on wet and frozen floors. It should be checked whether the correct and sufficient slope is given, especially in applications performed on flat roofs. Care should be taken to ensure that sufficient water drain is available and that there is no ponding of water on the roof or terrace.

TECHNICAL SPECIFICATIONS

- Density (25°C, g/mL) : 1,30 ± 0,10
- pH (25°C) : 7,0 - 9,0
- Viscosity (25°C, mPa.s) : 16000 - 18000
- Solid content (% Weight) : 70 ± 2
- Water transmission rate (kg/ m². h^{0.5}) : < 0,1 CLASS W₃
- Adhesion strength by pull-off test (N/mm²) : Crack bridging flexible systems without trafficking ≥ 0.8, with trafficking ≥ 1.5 N/mm²
- Permeability to water vapour (m) : 5 ≤ S_D ≤ 50 CLASS II
- Solvent : Water
- Color : All requested can be produced in colors
- Product consumption : 0,8 - 1,0 kg/m² (2 layers)
- Paintable (Coverage) Area : 5 kg: min. 5 m²/bucket (two layers application)
10 kg: min. 10 m²/bucket (two layers application)
18 kg: min. 18 m²/bucket (two layers application)

PACKAGING & STORAGE

- Packaging : 5,10,18 kg in PP buckets
- Storage temperature (°C) : 5 - 35 °C
- Shelf life : 24 months from date of production if stored in original, unopened, undamaged packages.
- Storage condition : Store tightly closed in a dry and cool place.

! IMPORTANT

The surface should be protected from rain, water, mechanical loads and impacts for 24 hours during and after the application.

APPLICATION CONDITIONS and RISKS

Things to consider during and after the application	The application surface must be clean and free from all impurities like dirt, oil, and mud.
Other ISONEM products recommended	ISONEM M03 for segregation and concrete defects and rod holes, ISONEM A4 for dilatations. In primer application, ISONEM UNIVERSAL PRIMER or ISONEM ANTI RUST PRIMER should be used depending on the application surface.
Other ISONEM products recommended	It should be applied between 5 - 35 °C.



General Features

Provides %100 Waterproofing

B S1 d0 Fire Class

Fast Drying

Elastic Structure

UV Resistance

	CONCRETE	MARBLE, GRANITE	RAW WOOD	TILE, CERAMICS	MEMBRANE, SHINGLE	STEEL, METAL
Application	in perpendicular layers to each other	X	in perpendicular layers to each other	in perpendicular layers to each other	in perpendicular layers to each other	in perpendicular layers to each other
Surface Humidity	Dry surface	X	Dry surface	Dry surface	Dry surface	Dry surface
Application Tools	Roller, brush, spray	X	Roller, brush, spray	Roller, brush, spray	Roller, brush, spray	Roller, brush, spray
Primer Usage	ISONEM UNIVERSAL PRIMER (diluted)	X	ISONEM UNIVERSAL PRIMER (diluted)	ISONEM UNIVERSAL PRIMER (diluted)	ISONEM UNIVERSAL PRIMER (diluted)	ISONEM ANTI RUST PRIMER
Primer Consumption	100 - 200 g/m ²	X	100 - 200 g/m ²	100 - 200 g/m ²	100 - 200 g/m ²	250 - 350 g/m ²
Product Usage	2 layers	X	2 layers	2 layers	2 layers	2 layers
Product Consumption	0,8 - 1 kg/m ² (2 layers)	X	0,8 - 1 kg/m ² (2 layers)	0,8 - 1 kg/m ² (2 layers)	0,8 - 1 kg/m ² (2 layers)	0,8 - 1 kg/m ² (2 layers)
Between Two Coats	4 Hours	X	4 Hours	4 Hours	4 Hours	4 Hours
Touch Dry	2 Hours	X	2 Hours	2 Hours	2 Hours	2 Hours
Hard Dry	72 Hours	X	72 Hours	72 Hours	72 Hours	72 Hours

Note : Drying times are approximate data, it may vary depending on ambient conditions.





MS POLYMER

It is a pure polymer produced using the latest technology and has excellent properties. It is ready to use, UV resistant, glossy, elastic structure. It is used as exterior insulation material on terraces, roofs, balconies, and wet areas, concrete, screed, plaster, wood, metal surfaces, spray polyurethane heat insulation applied surfaces. It is open to light pedestrian traffic and It has quick workmanship.

USAGE AREAS

- Insulation of terrace roofs and balconies
- Facades
- Roofs, woods
- On old-based bitumen problematic insulation
- On asphalt and concrete floors

APPLICATION INFORMATION

Surface preparation: The floor must be strong, clean and resistant to load. All surfaces must be cleaned from oil, dirt and similar residues before application. In primer application, **ISONEM MS Polymer** is diluted with 200 % water (1 kg MS Polymer:2 kg water) and fed to the surface with a hard brush. The main application should be started after the primer application is waited to dry between 1 - 2 hours.. In steel/metal surfaces, the surfaced should be primed with **ISONEM Anti Rust Primer** (Anticorrosive primer), consumption of 0,250 - 0,350 kg/m².

Application Method: **ISONEM MS POLYMER** is ready to use. It is applied to the primed surface in two coats with a brush, roller or a suitable sprayer. Waiting time between the coats is at least 4 hours. The product is produced in two types as "summer" and "winter" in accordance with the climate conditions and air temperature to be applied. The summer product is suitable for applications between 18 - 40 °C and the winter product at 5 - 17 °C.

TECHNICAL SPECIFICATIONS

- Density (25°C, g/mL) : 1,05 ± 0,10
- pH (25°C) : 7.0 - 9.0
- Viscosity (25°C, mPa.s) : 13000 - 15000
- Solid content (% Weight) : 46 ± 2
- Water transmission rate (kg / m². h^{0.5}) : < 0,1 CLASS W₃
- Adhesion strength by pull-off test (N/mm²) : Crack bridging flexible systems without trafficking ≥ 0.8
- Permeability to water vapour (m) : 5 ≤ SD ≤ 50 CLASS II
- Solvent : Water
- Color : All requested can be produced in colors
- Product consumption : 0,8 - 1 kg/m² (Color, two/three layers)
0,3 - 0,5 kg/m² (Transparent, three layers)
- Paintable (Coverage) Area : 5 - 6 m²/ 5 kg bucket (Color, two/three layers)
10 - 16 m²/ 5 kg bucket (Transparent, three layers)
10 - 12 m²/ 10 kg bucket (Color, two/three layers)
20 - 32 m²/ 10 kg bucket (Transparent, three layers)
18-22 m²/ 18 kg bucket (Color, two/three layers)
30 - 36 m²/ 18 kg bucket (Transparent, three layers)

PACKAGING & STORAGE

- Packaging : 5, 10, 18 kg in PP buckets
- Storage temperature (°C) : 5 - 35 °C
- Shelf life : 24 months from date of production if stored in original, unopened, undamaged packages.
- Storage condition : Store tightly closed in a dry and cool place.



! IMPORTANT

The surface should be protected from rain, water, mechanical loads and impacts for 24 hours during and after the application.

Depending on the climatic conditions and weather temperature to be applied, you should provide the product as summer or winter. Do not apply around the dew point temperature (2 - 5 °C).

APPLICATION CONDITIONS and RISKS

Things to consider during and after the application

The application surface must be clean and free from all impurities like dirt, oil, and mud. There should not be exposed to ponding, snow should not accumulate and also the surface should be inclined. Protect from frost.

Other ISONEM products recommended

In primer application, the appropriate primer selection depending on the surface is made according to the following table.

Other ISONEM products recommended

It should be applied between 18 - 40 °C (Summer application)
It should be applied between 5 - 17 °C (Winter application)

General Features



Provides %100 Waterproofing



B S1 d0 Fire Class



UV Resistance



Elastic Structure



Hygienic, does not contain any harmful substances



Can be customized with color chart

	CONCRETE	MARBLE, GRANITE	RAW WOOD	TILE, CERAMICS	MEMBRANE, SHINGLE	STEEL, METAL
Application	in perpendicular layers to each other	in perpendicular layers to each other	in perpendicular layers to each other	in perpendicular layers to each other	in perpendicular layers to each other	in perpendicular layers to each other
Surface Humidity	Dry surface	Dry surface	Dry surface	Dry surface	Dry surface	Dry surface
Application Tools	Roller, brush, spray	Roller, brush, spray	Roller, brush, spray	Roller, brush, spray	Roller, brush, spray	Roller, brush, spray
Primer Usage	ISONEM MS POLYMER (diluted)	ISONEM MS POLYMER (diluted)	ISONEM MS POLYMER (diluted)	ISONEM MS POLYMER (diluted)	ISONEM MS POLYMER (diluted)	ISONEM ANTI RUST PRIMER
Primer Consumption	100 - 200 g/m ²	100 - 200 g/m ²	100 - 200 g/m ²	100 - 200 g/m ²	100 - 200 g/m ²	250 - 350 g/m ²
Product Usage	2 layers	2 layers	2 layers	2 layers	2 layers	2 layers
Product Consumption	0,8 - 1 kg/m ² (Color, 2 layers) 0,3 - 0,5 kg/m ² (Transparent, 3 layers)	0,8 - 1 kg/m ² (Color, 3 layers) 0,3 - 0,5 kg/m ² (Transparent, 3 layers)	0,8 - 1 kg/m ² (Color, 2 layers) 0,3 - 0,5 kg/m ² (Transparent, 3 layers)	0,8 - 1 kg/m ² (Color, 3 layers) 0,3 - 0,5 kg/m ² (Transparent, 3 layers)	0,8 - 1 kg/m ² (Color, 2 layers) 0,3 - 0,5 kg/m ² (Transparent, 3 layers)	0,8 - 1 kg/m ² (Color, 3 layers) 0,3 - 0,5 kg/m ² (Transparent, 3 layers)
Between Two Coats	4 Hours	4 Hours	4 Hours	4 Hours	4 Hours	4 Hours
Touch Dry	3 Hours	3 Hours	3 Hours	3 Hours	3 Hours	3 Hours
Hard Dry	72 Hours	72 Hours	72 Hours	72 Hours	72 Hours	72 Hours

Note : Drying times are approximate data, it may vary depending on ambient conditions.





M 36

It is the rapid setting mortar that is ready to use, instantly stopping the water leakages. When it comes into contact with water, it blocks water by setting in 40 seconds. **ISONEM M 36** is used in drying active water streams and for surface water. **ISONEM M 36** is for preparation for insulation by stopping water. It has high expansion property, does not shrink. It does not contain soda or chlorine, it does not harm the reinforcement and iron, the adherence property is excellent.

USAGE AREAS

- Stopping pressurized water,
- To stop water leaks before cement-based insulation is applied,
- In drying the surface and in the prevention of leakages coming from cracks,

APPLICATION INFORMATION

Application Method: The application is made in powder form. Rubber gloves should be worn during application. To the prepared surface, a small amount of dust is taken into the palm for the buffer and the material is hand-pressed by hand to the area of the active water leakage. This process is continued until the powder hardens and water is cut off. After the water is stopped, the free material remaining on **ISONEM M 36** is cleaned with a dry brush. Then, **ISONEM M 35** is applied in three layers to form permanent insulation. If **ISONEM M 36** is applied as a mortar, it is mixed with clean water in 2/5 ratio (40%) and put into a paste consistency. This mixture is prepared kneadable without crumbling. This mortar starts to heat up with the reaction and the mortar that is heated is turned into a plug pressed into the hole where the water is released. It is expected to be fully hardened and the hand is held there for a while. As in the dry application, the **ISONEM M 35** is applied in three layers and the insulation is completed.

TECHNICAL SPECIFICATIONS

- **Compressive strength (Mpa)** : ≥ 10 , CLASS R1
- **Chloride ion content (%)** : $\leq 0,05$
- **Adhesive bond (Mpa)** : $\geq 0,8$
- **Setting time (sec)** : 40 - 50
- **Solvent** : Water
- **Color** : Grey
- **Paintable (Coverage) Area** : 5 kg: min. 2,5 L hole / PP bucket,
10 kg: min. 5 L hole / PP bucket,
18 kg: min. 9 L hole / PP bucket

PACKAGING & STORAGE

- **Packaging** : 5, 10, 18 kg in PP buckets
- **Storage temperature (°C)** : 5 - 35 °C
- **Shelf life** : 24 months from date of production if stored in original, unopened, undamaged packages.
- **Storage condition** : Store tightly closed in a dry and cool place.

! IMPORTANT

The surface should be protected from rain, water, mechanical loads and impacts for 24 hours during and after the application.

APPLICATION CONDITIONS and RISKS

Things to consider during and after the application

The application surface must be clean and free from all impurities like dirt, oil, and mud.

Other ISONEM products recommended

ISONEM M 35 should be applied for permanent insulation.

Application temperature

It should be applied between 5 - 35 °C.

General Features



Provides %100 Waterproofing



A2 S1 d0 Fire Class



Setting Time
40 SECONDS





A4

It is a polymer-based mastic which has high filler and bridging feature. It is highly resistant U.V., sun, and weather, is elastic. Single component. It can be painted. It is long-lasting. It is not flammable. It can adhere to all kinds of surfaces absorbent and dry.

USAGE AREAS

- In filling cracks before water based paint and coating,
- In dilatation and expansion joints,
- In chimney flashing filter sides,
- Fuga and joints,
- In baseboard, in joint of coatings like stone, ceramic, marble etc.,
- Filling or repairing of cracks or holes,
- In additional joints of prefabricated gutters and facades.

APPLICATION INFORMATION

Surface preparation: The surface must be clean and free from factors such as dirt, oil, sludge, etc. that reduce adherence.

Application Method: After the ISONEM A4 package is opened, it is mixed for 2 minutes until a homogeneous consistency is obtained. If dilatation or expansion joint is made, it is recommended that PE joint backer rod be placed in the joint before the application is made on it. It is recommended to use joint mesh in chamfer detail applications. ISONEM A4, is ready to use, is filled into the prepared surface by using a spatula or by a mastic pump. After filling, the surface is smoothed with a wet sponge. ISONEM A4 should not be applied more than 5 mm at a time.

TECHNICAL SPECIFICATIONS

- Density (25°C, g/mL) : 1,40 ± 0,10
- pH (25°C) : 7.0 – 9.0
- Viscosity (25°C, mPa.s) : > 70000
- Solid content (% Weight) : 74 ± 2
- Water transmission rate (kg/ m². h^{0.5}) : < 0,1 CLASS W₃
- Adhesion strength by pull-off test (N/mm²) : Crack bridging flexible systems without trafficking ≥ 0.8, with trafficking ≥ 1.5 N/mm²
- Permeability to water vapour (m) : S₀ < 5 m CLASS I
- Solvent : Water
- Color : White, it can be colored when desired.
- Product consumption : 30 g for 5 mm and 1 m width
- Paintable (Coverage) Area : 120 m.t/18 kg bucket for 10X10 mm

PACKAGING & STORAGE

- Packaging : 5, 10, 18 kg in PP buckets
- Storage temperature (°C) : 5 - 35 °C
- Shelf life : 24 months from date of production if stored in original, unopened, undamaged packages.
- Storage condition : Store tightly closed in a dry and cool place.




! IMPORTANT


The surface should be protected from rain, water, mechanical loads and impacts for 24 hours during and after the application.

APPLICATION CONDITIONS and RISKS	
Things to consider during and after the application	The application surface must be clean and free from all impurities like dirt, oil, and mud. Do not apply in humid air.
Other ISONEM products recommended	X
Other ISONEM products recommended	It should be applied between 5 - 35°C.


General Features




Provides %100 Waterproofing




B S1 d0 Fire Class



UV Resistance



Elastic Structure



Hygienic, does not contain any harmful substances

	CONCRETE	MARBLE, GRANITE	RAW WOOD	TILE, CERAMICS	MEMBRANE, SHINGLE	STEEL, METAL
Application	Crack filling	X	X	Joint gap, joints	Crack filling	X
Surface Humidity	Dry surface	X	X	Dry surface	Dry surface	X
Application Tools	Spatula, Mastic Pump	X	X	Spatula, Mastic Pump	Spatula, Mastic Pump	X
Primer Usage	X	X	X	X	X	X
Primer Consumption	X	X	X	X	X	X
Product Usage	Filling material	X	X	Filling material	Filling material	X
Product Consumption	Max. 5 mm at a time	X	X	Max. 5 mm at a time	Max. 5 mm at a time	X
Between Two Coats	X	X	X	X	X	X
Touch Dry	3-6 hours	X	X	3-6 hours	3-6 hours	X
Hard Dry	72 hours	X	X	72 hours	72 hours	X

Note : Drying times are approximate data, it may vary depending on ambient conditions.





MS 80

It is a siloxane-based transparent insulation product that makes surfaces applied water-impermeable preserving its naturalness, forming a film on the absorbent surfaces on which it is applied without destroying its appearance and texture. Because it does not form a film layer on the surface, it does not prevent, diminish or distort the breathing capacity of the building or stone. Does not make blackening and embossment. Alkali resistance is very high and so can be applied easily in new or old concretes. It prevents efflorescence and staining composed by reason of press bricks, natural, artificial stone, plasters which it is applied. It prevents the heat insulation value of buildings from being lost since it prevents wetting. Protects the building from corrosion. It also extends the life of structures.

FEATURES

- It is transparent, does not form a film layer, does not distort the natural image, does not give a bright image like varnish.
- High alkali resistance.
- Does not prevent structures from breathing.
- Long-lasting and economical.
- Prevents contamination, blackening, and discoloration caused by rain. Protects from frost damage and salt vomiting.

USAGE AREAS

It is applied to all kinds of surfaces mineral-based and absorbent. For example; Gross concrete, plaster, brick, briquette, travertine, natural stone, mosaic, gas concrete; tile, etc. It is not applicable to non-absorbent surfaces such as marble, granite, glass, metal, plastic and horizontal absorbent surfaces. **ISONEM MS 80** is used to protect the exterior walls of unpainted and absorbent surfaces from rain and its effects.

APPLICATION INFORMATION

Surface preparation: Application surfaces must be dry, solid and all kinds of dirt, oil, dust must be cleaned. It should not be applied on wet surfaces. It is ensured that the surface must be dry. The layers that reduce the absorbency of the surface should be cleaned. There should not be cracks larger than 1 mm on the application surface and should be repaired if there is any.

Application Method: The application should be at least 2 layers against the top to bottom with the help of a brush, roller or spraying. Before the first layer dries, the second layer should be applied to a wet first layer and it ensures that the surface should be fully saturated. Flammable material shouldn't be used during the application. Eye and skin contact should be avoided, gloves and goggles should be used.

TECHNICAL SPECIFICATIONS

- **Density (25°C, g/mL)** : 0,75 ± 0,10
- **pH (25°C)** : Not applicable (N/A)
- **Viscosity (25°C, mPa.s)** : 0 - 500
- **Depth of penetration (H)** : ≥ 10 mm, CLASS II
- **Water absorption and resistance to alkali test for hydrophobic impregnation (H)** : Absorption ratio <7,5 compared with the untreated specimen, absorption ratio (after immersion in alkali solution) <10%
- **Drying rate for hydrophobic impregnation (H)** : > 10, CLASS II
- **Solvent** : Organic solvent
- **Color** : Transparent
- **Product consumption** : 100 - 200 mL / m² (Depends on the application surface)
- **Paintable (Coverage) Area** : 17,5 - 35 m²/3,5 L canister

PACKAGING & STORAGE

- **Packaging** : 3,5 L in canister
- **Storage temperature (°C)** : 5 - 35 °C
- **Shelf life** : 24 months from date of production if stored in original, unopened, undamaged packages.
- **Storage condition** : Store tightly closed in a dry and cool place away from heat and fire.

! IMPORTANT

The surface should be protected from rain, water, mechanical loads and impacts for 24 hours during and after the application.

Flammable material shouldn't be used during the application. Eye and skin contact should be avoided, gloves and goggles should be used.

APPLICATION CONDITIONS and RISKS

Things to consider during and after the application

The application surface must be clean and free from all impurities like dirt, oil, and mud. Before the first layer dry, the second layer should be applied to a wet first layer. Not applicable on non-absorbent surfaces and horizontal surfaces.

Other ISONEM products recommended

X

Application temperature

It should be applied between 5 - 35 °C.

General Features



Provides %100 Waterproofing



B fl S1 Fire Class



Fast Drying



CONCRETE




NATURAL STONE



RAW WOOD



BRICK



MEMBRANE, SHINGLE



STEEL, METAL

	CONCRETE	NATURAL STONE	RAW WOOD	BRICK	MEMBRANE, SHINGLE	STEEL, METAL
Application	Vertical	Vertical	Vertical	Vertical	X	X
Surface Humidity	Dry surface	Dry surface	Dry surface	Dry surface	X	X
Application Tools	Roller, brush, spray	Roller, brush, spray	Roller, brush, spray	Roller, brush, spray	X	X
Primer Usage	X	X	X	X	X	X
Primer Consumption	X	X	X	X	X	X
Product Usage	2 Layers	2 Layers	2 Layers	2 Layers	X	X
Product Consumption	100 - 200 mL/m ² (2 Layers)	100 - 200 mL/m ² (2 Layers)	100 - 200 mL/m ² (2 Layers)	100 - 200 mL/m ² (2 Layers)	X	X
Between Two Coats	After the first layer application, the second layer application is started without waiting.	After the first layer application, the second layer application is started without waiting.	After the first layer application, the second layer application is started without waiting.	After the first layer application, the second layer application is started without waiting.	X	X
Touch Dry	1 Hour	1 Hour	1 Hour	1 Hour	X	X
Hard Dry	24 Hours	24 Hours	24 Hours	24 Hours	X	X

Note : Drying times are approximate data, it may vary depending on ambient conditions.





M 35

It is a single component cement-based super crystalline waterproofing product. It provides insulation deeply by way of applying to concrete surfaces from both negative and positive sides. It reacts with lime particles thanks to inside super gels, produces crystals, and penetrates in-depth to the structure of concrete. It can be applied to new concrete surfaces. It slows down the hydration process on the surface it is applied to and reduces shrinkage crack formation. In addition to waterproofing, it protects concrete against corrosion and diluted chemicals.

USAGE AREAS

- Waterproofing of horizontal/vertical floors and walls, internally or externally,
- Water tank, wastewater, and other water tanks,
- In concrete surfaces exposed to seawater,
- In the basement floor and underground insulation,
- In the insulation of the basic curtain walls internally or externally,
- Irrigation channels and tunnel or dam structures.

APPLICATION INFORMATION

Surface preparation: The application surfaces should be dampened previously. The dampening process is made until the surface is saturated 2 hours before starting the application. This process is not necessary if the surface is damp or wet beforehand. The application surfaces should be cleaned from particles such as oil, dirt, mud. If there are segregation, concrete disturbances, and holes, firstly these should be repaired with **ISONEM M 03** Elastic Repair Mortar with applying **ISONEM D 10 LATEX**. Dilatations should be filled with **ISONEM A4** elastic filler in advance. The mixture should be prepared after the surface is ready.

Preparation of the mixture: 7 L of clean water is poured into a suitable container. While continuous mixing **ISONEM M 35** (20 kg) should be poured slowly and stirring should be continued for 5 minutes. If possible, mix with a 400 rpm drill and mixer. When the mixing process is completed, it is obtained a paint-like mortar that can be applied with a homogeneous brush.

Application Method: The application is applied in three coats by brush, wait for 4 hours between the layers. The application should be applied in opposite directions on each layer. The surface should completely close when it is applied to the surface by three layers. The application should not be done in frost and extreme temperatures and should be carried out in cool environments during the evening or early morning. If a frost occurs in cold areas, the floor or wall should be pre-watered with hot water. If the surface will not be covered and the plaster will not be applied after The **M 35** application, the application surfaces should be humidified at 48 hours intervals. This process accelerates the curing process and provides more successful insulation.

TECHNICAL SPECIFICATIONS

- pH (25°C) : 12.0 – 13.0
- Water transmission rate (kg / m² . h^{0.5}) : < 0,1 CLASS W₃
- Adhesion strength by pull-off test (N/mm²) : Crack bridging flexible systems without trafficking ≥ 0.8, with trafficking ≥ 1.5 N/mm²
- Permeability to water vapour (m) : 5 ≤ S_D ≤ 50 CLASS II
- Solvent : Water
- Color : Grey
- Product consumption : 2 - 3 kg/m² (three layers application)
- Paintable (Coverage) Area : 6 - 10 m²/ Craft bag

PACKAGING & STORAGE

- Packaging : 20 kg in Craft bag
- Storage temperature (°C) : 5 - 35 °C
- Shelf life : 24 months from date of production if stored in original, unopened, undamaged packages.
- Storage condition : Store tightly closed in a dry and cool place.



! IMPORTANT


The surface should be protected from rain, water, mechanical loads and impacts for 24 hours during and after the application.

The application should not be done at extremely high temperatures or during frost.


APPLICATION CONDITIONS and RISKS

Things to consider during and after the application	The application surface must be clean and free from all impurities like dirt, oil, and mud.
Other ISONEM products recommended	ISONEM D 10 LATEX + ISONEM M 03 for segregation and concrete defects and rod holes, ISONEM A4 for dilatations.
Application temperature	It should be applied between 5 - 35°C.


General Features




Provides %100 Waterproofing



A2 S1 d0 Fire Class



Chemical Resistance



Physical Resistance

	CONCRETE	MARBLE, GRANITE	RAW WOOD	TILE, CERAMICS	MEMBRANE, SHINGLE	STEEL, METAL
Application	in perpendicular layers to each other	X	X	X	X	X
Surface Humidity	Humid Surface	X	X	X	X	X
Application Tools	Brush, suitable spray	X	X	X	X	X
Primer Usage	X	X	X	X	X	X
Primer Consumption	X	X	X	X	X	X
Product Usage	3 Layers	X	X	X	X	X
Product Consumption	2-3 kg/m ² [3 Layers]	X	X	X	X	X
Between Two Coats	2 - 4 Hours	X	X	X	X	X
Touch Dry	2 - 3 Hours	X	X	X	X	X
Hard Dry	28 Days	X	X	X	X	X

Note : Drying times are approximate data, it may vary depending on ambient conditions.



The information given in this technical data sheet has been prepared according to our knowledge, experiment results, and experiences. The correct and successful implementation of our products is completely beyond our control and responsibility. For this reason, our responsibility is limited to the quality of our product only, and this manual overrides all previous technical statements, descriptions and label information.



MS 20

It is a special plaster produced for the improvement of humid and damaged walls. The walls absorb existing water which is loaded various salts like carbonate, sulfate, nitrate from the soil in different seasons via capillary canals and spaces. Then the water absorbed from the soil evaporates and the moisture trace of water and the salts absorbed from the soil remain back. These salts accumulate in the wall and the plaster over time, and when they come back in contact with moisture, they come forth from the wall by popping up the paint and even the plaster. In order to solve this problem, **ISONEM MS 20** made of capillary plaster and water is allowed to evaporate rapidly without any trace of moisture. **ISONEM MS 20** contains micro-spaces that store salts and prevent their expansion. It is prevented that the salts damage to the paint and the plaster thanks to these spaces. It prevents swelling due to efflorescence. **ISONEM MS 20** is hydrophobic (water repellent). It provides thermal insulation thanks to micro cavities up to 40%.

USAGE AREAS

- In humid walls such as bathroom, kitchen, basement,
- On the walls in contact with soil,
- Subbasements and all kinds of paint blistering.

APPLICATION INFORMATION

Surface preparation: The surface must be cleaned from old salt-damaged plaster and the cracks and gaps should be filled with **ISONEM M 03** elastic mortar.

Application Method: The salt-damaged plaster layer is completely scraped off by mechanical methods. 4 L water is transferred to a suitable container. It is mixed for 5 minutes until homogenous with a mixer. The application is made in two layers. The first layer is drawn to the surface with a 5 mm thick trowel. The second layer is glued and polished by pulling 2 cm thickness after 24 hours. Paint should be made after 14 days. Breath-taking paints should be preferred when selecting the paint type.

TECHNICAL SPECIFICATIONS

- Water retention rate (%) : 98
- Capillary water absorption rate (kg/m³) : 0,35
- Micro-space ratio (%) : 34
- Water penetration depth (mm) : 2
- Compressive strength (Mpa) : ≥ 10, CLASS R1
- Chloride ion content (%) : ≤ 0,05
- Adhesive bond (Mpa) : ≥ 0,8
- Solvent : Water
- Color : Grey
- Product consumption : 20 kg/m² (For 2.5 cm thick plaster)
- Paintable (Coverage) Area : min. 1 m²/craft bag

PACKAGING & STORAGE

- Packaging : 20 kg in Craft bag
- Storage temperature (°C) : 5 - 35 °C
- Shelf life : 24 months from date of production if stored in original, unopened, undamaged packages.
- Storage condition : Store tightly closed in a dry and cool place.

! IMPORTANT

The surface should be protected from rain, water, mechanical loads and impacts for 24 hours during and after the application.

APPLICATION CONDITIONS and RISKS

Things to consider during and after the application

The application surface must be clean and free from all impurities like dirt, oil, and mud.

Other ISONEM products recommended

ISONEM M 03 elastic repair mortar should be used for repairing cracks and gaps.

Other ISONEM products recommended

It should be applied between 5 - 35 °C.

General Features

 Provides %100 Waterproofing

 A2 S1 d0 Fire Class

 Thermal Insulation

 Fast Drying



	CONCRETE	MARBLE, GRANITE	RAW WOOD	TILE, CERAMICS	MEMBRANE, SHINGLE	STEEL, METAL
Application	Vertical/Horizontal	X	X	X	X	X
Surface Humidity	Humid Surface	X	X	X	X	X
Application Tools	Trowel	X	X	X	X	X
Primer Usage	X	X	X	X	X	X
Primer Consumption	X	X	X	X	X	X
Product Usage	2 Layers	X	X	X	X	X
Product Consumption	20 kg / m ²	X	X	X	X	X
Between Two Coats	24 Hours	X	X	X	X	X
Touch Dry	24 Hours	X	X	X	X	X
Hard Dry	14 Days	X	X	X	X	X

Note : Drying times are approximate data, it may vary depending on ambient conditions.





MD 28

It is a cement-based, two-component, crack bridging capacity and walkable an insulating product having high abrasion resistance. It is applied by brush, has high elasticity. It closes the capillary and shrinkage cracks on the applied surface. It has high adherence. It adheres perfectly to surfaces like concrete, plaster, screed, etc. and does not get removed by time. It is resistant to outdoor weather conditions, UV, mechanical impacts and abrasion. It is water based, acrylic emulsion and cement based, two components.

USAGE AREAS

- In positive insulation of walls and floors,
- In concrete, plaster and screed insulations,
- Balcony, terrace, swimming pools,
- Wet area, shower and bath places,
- External curtain wall insulation,
- Precast and prefabricated elements, roofs.

APPLICATION INFORMATION

Surface preparation: All surfaces should be cleaned from foreign objects like oil, dust, dirt, etc. before the application. The surface must be clean and moist. If there are any segregations, voids or need for repair on the surface, they should be filled with **ISONEM M 03** elastic mortar. If there are surfaces with adhesion problems, they should be primed with adherence enhancer **ISONEM D 10 LATEX** and **ISONEM MD 28** should be applied while the surface is slightly sticky and before it is completely dry.

Preparation of the mixture: **ISONEM MD 28** consists of two components. The first part is component A consisting of powder polymer and hardener and the second component is liquid component B consisting of liquid polymer. B component (10 kg) in liquid form is placed in a clean, sufficiently large container. A component (20 kg) of powder is slowly added to the continuous mixing liquid with the aid of a mixer and gently mixed so that no lumps remain. Mixing should be continued for 5 minutes. At the end of the mixing, a homogenous, brushable mortar is obtained.


Application method: **ISONEM MD 28** should be applied in 3 coats. The application process should be perpendicular layers to each other, homogeneously and smoothly with the help of a brush. The wet film thickness should not exceed 1 mm at one layer. It should be waited a min. of 4 hours between the coats and it should not be interrupted for more than 24 hours. The application should not be done in extreme heat or frost, it should be done in the morning or evening cool. It is recommended to use with grout detail in chamfer applications. Tools used should be cleaned with water at the end of the application.

TECHNICAL SPECIFICATIONS

- Density B comp. (25°C, g/mL) : 1.00 ± 0.10
- pH B comp. (25°C) : 7.0 - 9.0
- Viscosity B comp. (25°C, mPa.s) : 500 - 2000
- Solid content B comp. (% Weight) : 48 ± 2
- Water transmission rate (kg/ m². h^{0.5}) : < 0,1 CLASS W₃
- Adhesion strength by pull-off test (N/mm²) : Crack bridging flexible systems without trafficking ≥ 0,8, with trafficking ≥ 1.5 N/mm²
- Permeability to water vapour (m) : 5 ≤ S_p ≤ 50 CLASS II
- Pot life (23°C) : 30 - 40 minutes
- Solvent : Water
- Color : Greenish gray
- Product consumption : 2 - 3 kg/m² (three layers application)
- Paintable (Coverage) Area : 10 - 15 m² /1 set

PACKAGING & STORAGE

- Packaging : 30 kg set, Component A 20 kg powder craft bag + B Component 10 kg liquid PE drum
- Storage temperature (°C) : 5 - 35 °C
- Shelf life : 24 months from date of production if stored in original, unopened, undamaged packages.
- Storage condition : Store tightly closed in a dry and cool place.



! IMPORTANT

The surface should be protected from rain, water, mechanical loads and impacts for 24 hours during and after the application.

The application should not be done at extremely high temperatures or during frost.

APPLICATION CONDITIONS and RISKS

Things to consider during and after the application	The application surface must be clean and free from all impurities like dirt, oil, and mud.
Other ISONEM products recommended	ISONEM D10 LATEX for adherence and ISONEM M 03 elastic repair mortar for surface repair.
Application temperature	It should be applied between 5 - 35°C.

General Features


Provides %100 Waterproofing


A2 S1 d0 Fire Class


Elastic Structure


UV Resistance

	CONCRETE	MARBLE, GRANITE	RAW WOOD	TILE, CERAMICS	MEMBRANE, SHINGLE	STEEL, METAL
Application	in perpendicular layers to each other	X	X	X	X	X
Surface Humidity	Humid Surface	X	X	X	X	X
Application Tools	Brush	X	X	X	X	X
Primer Usage	ISONEM D 10 LATEX	X	X	X	X	X
Primer Consumption	200 mL/m ²	X	X	X	X	X
Product Usage	3 layers	X	X	X	X	X
Product Consumption	2 - 3 kg/m ² (3 layers)	X	X	X	X	X
Between Two Coats	4 Hours	X	X	X	X	X
Touch Dry	4 Hours	X	X	X	X	X
Hard Dry	28 Days	X	X	X	X	X

Note : Drying times are approximate data, it may vary depending on ambient conditions.





BD

It penetrates the floor or joints without forming a film on the surface it is applied on and insulates by providing full protection. It is transparent and does not damage to the image of the surface. It breaths, non-flammable and is not affected by UV, sunlight. It is applied in indoor and outdoor areas in a short time. The workmanship is easy, economical and long-lasting. It can be applied to all kinds of coated, absorbent and waterproofing problem surfaces.

USAGE AREAS

It is applied to all kinds of absorbent surfaces such as plaster, concrete, gas concrete, screed. When used in areas with low surface absorbency, the remaining material residue on the surface should be cleaned in order to avoid any stains on the surface.

APPLICATION INFORMATION

Surface preparation: Firstly, if there are cracks and swollen parts on the surface, they must be repaired and the surface must be cleaned from impurities like dirt, oil, rust. If the joint fillings abrade, they must be renewed, the coatings that have bulged or displaced must be repaired. If the mastic and silicon applications are peeled off or removed, they must be repaired, and the surface is become fully prepared for the insulating application. If the floor has been washed, it must be let to dry thoroughly and the application should be made after the floor is completely dried.

Application Method: The plastic can of **ISONEM BD** is shaken thoroughly before usage. Then, the product is poured into a plastic bucket and is thoroughly applied on the surface via a brush. **ISONEM BD** leaves stains glazed surfaces like ceramic, marble when it dries, because it is not absorbed. So it is not suggested on these surfaces and especially it should be applied to joints carefully. The surface where the product has been applied is to let dry for 1 hour. After waiting for one hour, the remains of the product that have not been absorbed are wiped out with a wet piece of cloth. The cleansing operation must be done with a wet piece of cloth and it must be avoided the use of materials such as detergents. The second layer application is done in a maximum of 1 hour before the first layer dry, "wet on wet", repeating the same processes. After an hour, surfaces of ceramics and marbles are wiped with a wet piece of cloth and the second/last layer application is finished.

TECHNICAL SPECIFICATIONS

- Density (25°C, g/mL) : 0,90 ± 0,10
- pH (25°C) : 7,0 – 9,0
- Viscosity (25°C, mPa.s) : 0 - 500
- Depth of penetration (H) : < 10 mm, CLASS I
- Water absorption and resistance to alkali test for hydrophobic impregnation (H) : Absorption ratio <7,5 compared with the untreated specimen, absorption ratio (after immersion in alkali solution) <10%
- Drying rate for hydrophobic impregnation (H) : > 10, CLASS II
- Solvent : Water
- Color : Transparent
- Product consumption : 200 mL/m²(two layers application)
- Paintable (Coverage) Area : Min. 25 m²/5 L PE can

PACKAGING & STORAGE

- Packaging : 5 L in PE can
- Storage temperature (°C) : 5 - 35 °C
- Shelf life : 24 months from date of production if stored in original, unopened, undamaged packages.
- Storage condition : Store tightly closed in a dry and cool place.




! IMPORTANT

The surface should be protected from rain, water, mechanical loads and impacts for 24 hours during and after the application.


! APPLICATION CONDITIONS and RISKS

Things to consider during and after the application	The application surface must be clean and free from all impurities like dirt, oil, and mud. Swelling parts should be scraped thoroughly and the surface should be dry.
Other ISONEM products recommended	X
Application temperature	It should be applied between 5 - 35°C.


General Features



Provides %100 Waterproofing



B S1 d0
Fire Class



Fast Drying

	CONCRETE, PLASTER	MARBLE, GRANITE	RAW WOOD	TILE, CERAMICS	MEMBRANE, SHINGLE	STEEL, METAL
Application	Horizontal	X	X	Horizontal	X	X
Surface Humidity	Dry surface	X	X	Dry surface	X	X
Application Tools	Roller, brush, suitable spray	X	X	Roller, brush, suitable spray	X	X
Primer Usage	X	X	X	X	X	X
Primer Consumption	X	X	X	X	X	X
Product Usage	2 layers	X	X	2 layers	X	X
Product Consumption	200 mL / m ²	X	X	200 mL / m ²	X	X
Between Two Coats	max. 1 hour	X	X	max. 1 hour	X	X
Touch Dry	3 hours	X	X	3 hours	X	X
Hard Dry	24 hours	X	X	24 hours	X	X

Note : Drying times are approximate data, it may vary depending on ambient conditions.





M 03

It is a cement-based repair mortar with high elasticity, tightness, adhesion strength and not cracking. It is modified with polymer and fiber additives. It is an extremely resisting repair mortar in the applications which is internal tension low and thick. It is used in concrete repairs, ground preparation before waterproofing, the filling of holes and for chamfers.

USAGE AREAS

- In surface repairings before waterproofing.
- Concrete, plaster and screed repairs.
- Filling of the segregation and the rod holes,
- In making and repairing construction chamfers.

APPLICATION INFORMATION

Surface preparation: Application surfaces must be clean and should be dampened before. If there are residues prevent adherence like free particles, dust, dirt, mud, etc. on the application surface, they should be cleaned. Cracks or segregations to be repaired should be trenched at least 2 cm deep. Before application, we recommend that **ISONEM D 10 LATEX** (200 mL/m²) is applied absorber surfaces with adhesion problems. When Latex applied surfaces are near dry and slightly sticky, **ISONEM M 03** should be applied.

Application Method: **ISONEM M 03** elastic mortar (20 kg) and 4 L of clean water are mixed homogeneously in a plastic container with a 400 rpm mixer. If mixing process will be manually, it should be made in smaller pieces. **ISONEM D 10 LATEX** can be added to increase the adherence and water impermeability of **ISONEM M 03** elastic mortar. This ratio can be made by adding 1 L **ISONEM D 10 LATEX** and 3 L water to 20 kg **ISONEM M 03**. The mixture is applied to the surface by trowel or spraying method. In very hot and very cold weather applications should be paid attention and applications made in extremely hot weather should be humidified at certain intervals.

TECHNICAL SPECIFICATIONS

- **Compressive strength (Mpa)** : ≥ 10 , CLASS R1
- **Chloride ion content (%)** : $\leq 0,05$
- **Adhesive bond (Mpa)** : $\geq 0,8$
- **Solvent** : Water
- **Color** : Grey
- **Product consumption** : 20 kg/m² (for 1 cm plaster)
1 kg (for 0,5 L space as filling)
- **Paintable (Coverage) Area** : 1 m²/craft bag for 1 cm thick plaster,
min. 20 kg/craft for 10 L space as filling

PACKAGING & STORAGE

- **Packaging** : 20 kg in Craft bag
- **Storage temperature (°C)** : 5 - 35 °C
- **Shelf life** : 24 months from date of production if stored in original, unopened, undamaged packages.
- **Storage condition** : Store tightly closed in a dry and cool place.

! IMPORTANT

The surface should be protected from rain, water, mechanical loads and impacts for 24 hours during and after the application.

APPLICATION CONDITIONS and RISKS

Things to consider during and after the application


The application surface must be clean and free from all impurities like dirt, oil, and mud. The application surface should be humidified at certain intervals in the applications made in extremely hot weather.

Other ISONEM products recommended

ISONEM D 10 LATEX should be used to increase adhesion and water impermeability.

Application temperature

It should be applied between 5 - 35°C.



General Features



Provides %100 Waterproofing



A2 S1 d0 Fire Class



Elastic Structure



Fast Drying

	CONCRETE	MARBLE, GRANITE	RAW WOOD	TILE, CERAMICS	MEMBRANE, SHINGLE	STEEL, METAL
Application	Repair Mortar	X	X	X	X	X
Surface Humidity	Slightly humid / humid surface	X	X	X	X	X
Application Tools	Trowel	X	X	X	X	X
Primer Usage	ISONEM D 10 LATEX	X	X	X	X	X
Primer Consumption	200 mL/m ²	X	X	X	X	X
Product Usage	Plaster / Filler	X	X	X	X	X
Product Consumption	20 kg / m ² [1 cm plaster] 1 kg / 500 mL filler	X	X	X	X	X
Between Two Coats	X	X	X	X	X	X
Touch Dry	24 Hours	X	X	X	X	X
Hard Dry	28 Days	X	X	X	X	X

Note : Drying times are approximate data, it may vary depending on ambient conditions.





D 10 LATEX

Adherence Enhancer, It is a liquid that is applied by adding to the mortar or applying to the surface in the application of concrete, plaster, screed, cement-based insulation or ceramic, and add the adhesion strength, elasticity, and adherence - enhancing properties to the mortar. It bonds the old or new materials that will come together by forming a super sticky area on the surface applied and provides excellent adhesion. It prevents the formation of cold joints in concrete, plaster and screed applications. It is applied on humid or dry surfaces. It can be used as a primer on highly absorbent surfaces. **ISONEM D 10 LATEX** increases mechanical strength when used as a primer to the surface prior to insulation. Thus, the insulation materials adhere better to the surface and do not flake and swell up. It provides an easy application of mortar by plastify the mortars in which it is used. Prevents rapid drying by increasing the water holding capacity of the mortar. Prevents shrinkage cracks. It increases the abrasion resistance of the mortar and prevents dusting in screed applications. Increases freezing and thawing resistance. Reduces oil and solvent permeability. Improves resistance to chemicals. **ISONEM D 10 LATEX** is a water-based, acrylic emulsion-based, single component.

USAGE AREAS

- In all kinds of cement mortars,
- In plasters and screeds,
- In mortars of tiles and ceramic adhesives
- Repair mortars, cold joints,
- In places where needed adherence in concrete repairs
- In pre-plastering applications,
- To be used as a primer before waterproofing applications.

APPLICATION INFORMATION

Surface preparation: The application surfaces should be dry or slightly humid. The moisturizing process should be done until the surface is full. All surfaces must be clean and all impurities that affect the adhesion like dirt, oil, sludge, rust, etc. should be removed. All layers that affect the adhesion like oil, dirt, paint, cement laitance, rust, and salt efflorescence should be cleaned.

For adherence: **ISONEM D 10 LATEX** is applied to the surface with 200 g/m² brush without thinning. The mortar or bonding process is done to on it immediately after application, when it is wet, in latest 30 - 40 minutes.

For concrete and mortar additives: It should be used by adding 1 kg/m³ to the water of the mortar in the production of 1 m³ concrete or mortar. In **ISONEM M 03** elastic mortars (20 kg), approximately 1 kg of **ISONEM D 10 LATEX** should be added to a bucket and then enough water should be added (3 L).

TECHNICAL SPECIFICATIONS

- Density (25°C, g/mL) : 1,00 ± 0,10
- pH (25°C) : 7.0 – 9.0
- Viscosity (25°C, mPa.s) : 500 - 1500
- Solid content (% Weight) : 18 ± 2
- Water transmission rate (kg/ m². h^{0.5}) : < 0,1 CLASS W₃
- Adhesion strength by pull-off test (N/mm²) : Crack bridging flexible systems without trafficking ≥ 0.8, with trafficking ≥ 1.5 N/mm²
- Permeability to water vapour (m) : 5 ≤ S_D ≤ 50 CLASS II
- Solvent : Water
- Color : Transparent
- Product consumption : 200 g/m² (for adherence), 1 kg/m³ (for additive)
- Paintable (Coverage) Area : For adherence min. 25 m² /5 kg, for additive min. 5 m³/5 kg
For adherence min. 50 m² /10 kg, for additive min. 10 m³/10 kg
For adherence min. 100 m² /20 kg, for additive min. 20 m³/20 kg

PACKAGING & STORAGE

- Packaging : 5, 10, 20 kg in PE can
- Storage temperature (°C) : 5 - 35 °C
- Shelf life : 24 months from date of production if stored in original, unopened, undamaged packages.
- Storage condition : Store tightly closed in a dry and cool place.

! IMPORTANT

The surface should be protected from rain, water, mechanical loads and impacts for 24 hours during and after the application.

APPLICATION CONDITIONS

! and RISKS

Things to consider during and after the application

The application surface must be clean and free from all impurities like dirt, oil, and mud. Apply without thinning. The application surface may be dry or slightly humid.

Other ISONEM products recommended

X

Application temperature

It should be applied between 5 - 35 °C.

General Features



Elastic Structure



B S1 d0
Fire Class



Excellent Adhesion



Fast Drying





BE 89

ISONEM BE 89 is a 700% elastic liquid bitumen, rubber modified coating. After drying, it forms a waterproof coating on applied surfaces. High elasticity and crack hiding property. Suitable for insulations of old or new roofs and use under the ground, but it is not affected by underground waters. It strongly adheres to dry or slightly moist surfaces. It does not swell or peel over time. Resistant to the plant roots. Also suitable for use in garden & terraces.

USAGE AREAS

- Foundation, shear wall, external walls of the basement,
- Covering on old or new terraces or roofs,
- In the re-insulation of old bitumen or bitumen surfaces,
- On membranes or repairs, roof gutters,
- In the insulation of concrete pipe, brick, wood, zinc, areated concrete etc. surfaces,
- Protection of all concrete surfaces under the ground against corrosion.

APPLICATION INFORMATION

Surface Preparation: Application surfaces should be dry or slightly damp. It should not be used in insulations which is from the negative side and on the basement wall where is appeared salt efflorescence. Application surfaces should be cleaned from all kinds of particles, dirt, a bonding agent, dust, mud. Firstly, gap, hole, crack and segregation on the surfaces should be repaired with **ISONEM M03** elastic mortar by using **ISONEM D10 LATEX** as bonding agent. If there is dilatation, it should be filled with **ISONEM A4** Elastic Filler. As a primer, **ISONEM BE 89** is used as diluted with water 1:1(1:1 diluted with water; 1 part **BE 89**, 1 parts water). The primer is impregnated to surface via a hard brush and waited to dry completely. For applications on terraces and roofs, R-3 cm chamfer should be applied to the walls and para pet bottom before this process. In terrace and roof applications, it is recommended to lay an insulating mesh of 45 gr/m² and the application should be done with it. There is no need for mesh in the basement.

Application type: ISONEM BE 89 Ready to use. it should be mixed homogeneously before application. **ISONEM BE 89** is applied by brush or roller without diluting to the surface 2-3 layers and waiting to dry between the layers. The application should be made in perpendicular layers each time. It is recommended to use the 45 g / m² insulation mesh between the floors in terraces and roofs or on floors with high risk of cracking. Application should not be made in high temperatures or frost. In summer, we recommend that the application should be in the morning or evening . It should be ensured that the roofs on which the application will be made are given the correct and sufficient slope for suitable water drainage. In order to avoid ponding on the roof. It is recommended to use with grout detail in chamfer applications.

TECHNICAL SPECIFICATIONS

- Density (25°C, g/mL) : 1,00 ± 0,10
- pH (25°C) : 7.0 – 9.0
- Viscosity (25°C, mPa.s) : 8000 - 10000
- Solid content (% Weight) : 53 ± 2
- Water transmission rate (kg/ m². h) : < 0,1 CLASS W₃
- Adhesion strength by pull-off test (N/mm²) : 5 ≤ S_D ≤ 50 CLASS II
- Permeability to water vapour (m) : Crack bridging flexible systems without trafficking ≥ 0.8
- Solvent : Water
- Color : Black
- Product consumption : 1 - 1,5 kg/m² (three layers application)
- Paintable (Coverage) Area : 12 - 18 m²/set

PACKAGING & STORAGE

- Packaging : 18 kg PP buckets
- Storage temperature (°C) : 5 - 35 °C
- Shelf life : 24 months from date of production if stored in original, unopened, undamaged packages.
- Storage condition : Store tightly closed in a dry and cool place.



! IMPORTANT

The surface should be protected from rain, water, mechanical loads and impacts for 24 hours during and after the application.

APPLICATION CONDITIONS and RISKS

Things to consider during and after the application	The application surface must be clean and free from all impurities like dirt, oil, and mud.
Other ISONEM products recommended	For cracks and gaps, ISONEM M 03 Elastic Repair Mortar should be used
Application temperature	It should be applied between 5 - 35°C.

General Features



	CONCRETE	MARBLE, GRANITE	RAW WOOD	TILE, CERAMICS	MEMBRANE, SHINGLE	STEEL, METAL
Application	in perpendicular layers to each other	X	X	X	in perpendicular layers to each other	X
Surface Humidity	Dry / Slightly humid	X	X	X	Dry / Slightly humid	X
Application Tools	Roller, brush, spray	X	X	X	Roller, brush, spray	X
Primer Usage	ISONEM BE 89 (diluted)	X	X	X	ISONEM BE 89 (diluted)	X
Primer Consumption	200 - 300 g/m ²	X	X	X	200 - 300 g/m ²	X
Product Usage	3 Layers	X	X	X	3 Layers	X
Product Consumption	1 - 1,5 kg/m ² (3 Layers)	X	X	X	1 - 1,5 kg/m ² (3 Layers)	X
Between Two Coats	4 Hours	X	X	X	4 Hours	X
Touch-free Drying	1 Hour	X	X	X	1 Hour	X
Through Drying	72 Hours	X	X	X	72 Hours	X

Note : Drying times are approximate data, it may vary depending on ambient conditions.





DF 9

DF 9 ACRYLIC BASED WET ROOM WATERPROOFING, it is an elastomeric resin based, solvent free, one component acrylic polymer based waterproofing material. It dries on the applied surface and forms a seamless, waterproof and elastic coating. The coating is resistant to high mechanical strength. Tile, ceramic and similar coating should be bonded with a suitable adhesive on the **ISONEM DF 9** which has high crack bridging capacity.

USAGE AREAS

- In wet volumes
- Bathroom-shower-rest room
- Terrace and balconies
- Can be used indoors and outdoors in any kitchen and similar wet areas

APPLICATION INFORMATION

Surface preparation: Application surfaces should be dry and clean. Surface reparation and similar pre - insulation should be done before application. 45 g/m² insulation mesh should be used on wall and base joints. If there are residues prevent adherence like dust, dirt etc. on the application surface, they should be cleaned and the insulation and paint primer **ISONEM UNIVERSAL PRIMER** should be applied to the surface (1: 7 diluted with water; 1 part primer, 7 parts water). The primer application should be left to dry for 4 hours.

Application Method: **ISONEM DF 9** is ready to use but must be mixed well before use. **ISONEM DF 9** is applied by brush in two layers without dilution waiting 4 hours between coats. The insulation application should be protected from water for 24 hours. Do not apply below + 5°C or wet and frozen floors. The product is produced in two types as "summer" and "winter" in accordance with the climate conditions and air temperature to be applied. The summer product is suitable for applications between 18 - 40 °C and the winter product at 5 - 17 °C.

TECHNICAL SPECIFICATIONS

- Density (25°C, g/mL) : 1,38 ± 0,10
- pH (25°C) : 7.0 - 9.0
- Viscosity (25°C, mPa.s) : 9000 - 12000
- Solid content (% Weight) : 71 ± 2
- Water transmission rate (kg/ m². h^{0,5}) : < 0,1 CLASS W₃
- Adhesion strength by pull-off test (N/mm²) : Crack bridging flexible systems without trafficking ≥ 0,8, with trafficking 1,5 N/mm²
- Permeability to water vapour (m) : 5 ≤ S_p ≤ 50 CLASS II
- Solvent : Water
- Color : Blue, white or grey
- Product consumption : 1 kg/m² (two layers application)
- Paintable (Coverage) Area : 5 kg: min. 5 m²/bucket (two layers)
18 kg: min. 18 m²/bucket (two layers)

PACKAGING & STORAGE

- Packaging : 5 kg and 18 kg PP buckets
- Storage temperature (°C) : 5 - 35 °C
- Shelf life : 24 months from date of production if stored in original, unopened, undamaged packages.
- Storage condition : Store tightly closed in a dry and cool place.

! IMPORTANT

The surface should be protected from rain, water, mechanical loads and impacts for 24 hours during and after the application.

Depending on the climatic conditions and weather temperature to be applied, you should provide the product as summer or winter.

APPLICATION CONDITIONS and RISKS

Things to consider during and after the application	There should not be exposed to ponding, snow should not accumulate and also the surface should be inclined.
Other ISONEM products recommended	ISONEM UNIVERSAL PRIMER should be used as a primer.
Other ISONEM products recommended	It should be applied between 18 - 40 °C (Summer application) It should be applied between 5 - 17 °C (Winter application)



General Features



	CONCRETE	MARBLE, GRANITE	RAW WOOD	TILE, CERAMICS	MEMBRANE, SHINGLE	STEEL, METAL
Application	in perpendicular layers to each other	in perpendicular layers to each other	in perpendicular layers to each other	in perpendicular layers to each other	X	X
Surface Humidity	Dry surface	Dry surface	Dry surface	Dry surface	X	X
Application Tools	Roller, brush, spray	Roller, brush, spray	Roller, brush, spray	Roller, brush, spray	X	X
Primer Usage	ISONEM UNIVERSAL PRIMER (diluted)	ISONEM UNIVERSAL PRIMER (diluted)	ISONEM UNIVERSAL PRIMER (diluted)	ISONEM UNIVERSAL PRIMER (diluted)	X	X
Primer Consumption	100 - 200 g/m ²	100 - 200 g/m ²	100 - 200 g/m ²	100 - 200 g/m ²	X	X
Product Usage	2 Layers	2 Layers	2 Layers	2 Layers	X	X
Product Consumption	1 kg/m ² (2 Layers)	1 kg/m ² (2 Layers)	1 kg/m ² (2 Layers)	1 kg/m ² (2 Layers)	X	X
Between Two Coats	4 hours	4 hours	4 hours	4 hours	X	X
Touch-free Drying	4 hours	4 hours	4 hours	4 hours	X	X
Through Drying	72 hours	72 hours	72 hours	72 hours	X	X

Note : Drying times are approximate data, it may vary depending on ambient conditions.





LIQUID GLASS

It is a two-component product which excellently adheres to surface like glass, mosaic, tile, porcelain, ceramic, marble, granite, natural stone, wood, concrete, screed, galvanized sheet, aluminum etc.. The product which has a high resistance to atmospheric conditions can be used for waterproofing and decorative purposes. Produced in transparent the product has high chemical and physical besides excellent water resistance. It is not affected by U.V and outdoor weather conditions. It does not get yellow, fading or peeling off in time. It is especially applied as a solution to insulation problems arising on the floors such as balconies, terraces, bathrooms easily and without damaging the existing coating.

USAGE AREAS

- Glass, glass brick, mosaic, mosaic tile,
- Tiles, ceramics, marble, granite, natural stone, porcelain surfaces
- In press bricks, on wooden surfaces,
- Balcony, terrace, bathroom, kitchen, stone-covered exterior.
- Ceramic, glass mosaic covered ornamental pools.
- It helps to prevent dusting on absorbent surfaces.

APPLICATION INFORMATION

Surface preparation: The relative humidity of the air should be maximum 80%, the ambient temperature should be 15 - 35 °C and the surface temperature to be applied should be at least 5 °C. It should not be applied in rainy weather. For good adhesion, surface cleaning should be done very well. Any kind of oil, dust, dirt, rust and similar substances on the surfaces to be applied between the liquid glass and the floor which may prevent the liquid glass from sticking to the surface should be completely cleaned. In tile, ceramic applications, if existing joint fillings were worn away, they should be renewed. The sanded surface provides better mechanical properties for liquid glass application and helps to better adhesion of the liquid glass to the surface.

Application Method: Before application, the two components must be mixed thoroughly and at the given ratios. The two components can react only when the mixture is uniform and complete. The waiting time between coats should be 4 - 24 hours (20 °C). For the best performance, it is recommended as 2 coats on surfaces such as concrete, raw wood, and 1 coat on surfaces such as marble, granite, tiles, ceramic, sheet metal, and metal.

TECHNICAL SPECIFICATIONS

- Density A comp. (25°C, g/mL) : 0,90 ± 0,10
- Density B comp. (25°C, g/mL) : 0,95 ± 0,10
- Viscosity B comp. (25°C, mPa.s) : 0 - 500
- Water transmission rate (kg/ m². h^{0,5}) : < 0,1 CLASS W₃
- Adhesion strength by pull-off test (N/mm²) : Rigid system without trafficking ≥ 1.0 N/mm²
- Permeability to water vapour (m) : 5 ≤ S_D ≤ 50 CLASS II
- Pot life (23°C) : 50 - 60 minutes
- Solvent : Organic solvent
- Color : Transparent
- Product consumption : 150 - 200 g/m² (two layers), 75 - 100 g/m² (one layer)
- Paintable (Coverage) Area : 10 - 13 m²/2 kg set, 20 - 26 m²/4 kg set

PACKAGING & STORAGE

- Packaging : 2 kg set (Component A: 1,75 kg + Component B: 0,25 kg)
4 kg set (Component A: 3,5 kg, Component B: 0,5 kg)
- Storage temperature (°C) : 5 - 35 °C
- Shelf life : 24 months from date of production if stored in original, unopened, undamaged packages.
- Storage condition : Store tightly closed in a dry and cool place away from heat and fire.



! IMPORTANT

The surface should be protected from rain, water, mechanical loads and impacts for 24 hours during and after the application.

B component should be used immediately after opening. It is not appropriate to re-use an opened packaging that took air.

APPLICATION CONDITIONS and RISKS

Things to consider during and after the application : The application surface must be clean and free from all impurities like dirt, oil, and mud. The joint fillings should be renewed if current ones abraded in ceramic, tiles applications.

Other ISONEM products recommended	X
Application temperature	It should be applied between 5 - 35°C.

General Features



Provides %100 Waterproofing



Fast Drying



Bfl S1 Fire Class



Excellent Adhesion

	CONCRETE	MARBLE, GRANITE	RAW WOOD	TILE, CERAMICS	MEMBRANE, SHINGLE	STEEL, METAL
Application	In the same direction as the first layer	In the same direction	In the same direction as the first layer	In the same direction	X	In the same direction
Surface Humidity	Dry surface	Dry surface	Dry surface	Dry surface	X	Dry surface
Application Tools	Roller, brush, spray	Roller, brush, spray	Roller, brush, spray	Roller, brush, spray	X	Roller, brush, spray
Primer Usage	X	X	X	X	X	X
Primer Consumption	X	X	X	X	X	X
Product Usage	2 Layers	1 Layer	2 Layers	1 Layer	X	1 Layer
Product Consumption	150 - 200 g/m ² (2 Layers)	75 - 100 g/m ² (1 Layer)	150 - 200 g/m ² (2 Layers)	75 - 100 g/m ² (1 Layer)	X	75 - 100 g/m ² (1 Layer)
Between Two Coats	4 - 24 Hours	X	4 - 24 Hours	X	X	X
Touch Dry	1 - 2 Hours	1 - 2 Hours	1 - 2 Hours	1 - 2 Hours	X	1 - 2 Hours
Hard Dry	7 Days	7 Days	7 Days	7 Days	X	7 Days

Note : Drying times are approximate data, it may vary depending on ambient conditions.





FLOOR 2K

It is the interior surface coating system which is solvent-free epoxy resin-based, very high chemical, and physical resistance coatings creating and can be applied in the form of thick coats, developed for protection to concrete and metal surfaces against chemical and physical external effects.

USAGE AREAS

- In industrial facilities, factories, refineries, pharmaceutical, and food production areas, hospitals, schools, stores, warehouses,
- It is used as a durable long-life coating in acid production plants, chemical factories, laboratories, automotive industry areas, treatment plants, water tanks, metal, and concrete floors and walls.

APPLICATION INFORMATION

For the concrete surface: Concrete surfaces must be free of all oil, dirt, dust and loose material, contamination and must be completely dry and clean. For new poured concrete surfaces, the drying time 21 days should be waited, after of concrete set, the application should be started. Before the application of **ISONEM FLOOR 2K**, the surface should be primed with **ISONEM EP PRIMER** (epoxy-based primer) with a consumption of 0,250 - 0,400 kg/m². Before the primer is completely dry, **FLOOR 2K** should be applied between 6-24 hours.

For the steel and metal surface: Metal surfaces to be applied must be completely free of all kinds of oil, dust, rust and similar materials that will prevent the paint from sticking to the surface between the paint and the floor. If there is old epoxy paint on the surface and cannot be removed, the surface of the old paint should be roughened with sandpaper and cleaned with solvent. Before **ISONEM FLOOR 2K** application, the surface should be primed with **ISONEM ANTI RUST PRIMER** (Anticorrosive Primer) with a consumption of 0,250 - 0,400 kg/m².

Preparation of the mixture: First, open the box of the solvent-free paint (component A) and stir for a few minutes. Then, by adding the hardener (B-Component), the mixture is mixed for a further two minutes until the mixture is homogeneous. It is very important to mix the material in the specified mixing ratio.

Application Method: The mixture is applied to the prepared surface with a brush, roller, or a suitable sprayer. Before the primer is completely dry, **FLOOR 2K** should be applied between 6-24 hours. The second coat should be done within 24 hours as soon as the first coat dries. The application should always be made in the same direction. The application should be done in thin layers on vertical surfaces at least 3 times.

TECHNICAL SPECIFICATIONS

- Density A comp. (25°C, g/mL) : 1,55 ± 0,10
- Viscosity A comp. (25°C, mPa.s) : 3000 - 5000
- Solid content (% Weight) : 100
- Water transmission rate (kg/ m². h^{0,5}) : < 0,1 CLASS W₃
- Adhesion strength by pull-off test (N/mm²) : Rigid system without trafficking ≥ 1.0 N/mm², with trafficking ≥ 2,0 N/mm²
- Permeability to water vapour (m) : 5 ≤ S₀ ≤ 50 CLASS II
- Pot life (23°C) : 30 - 40 minutes
- Solvent : Organic solvent
- Color : Produced in RAL colors
- Product consumption : 1 kg/m² (two layers application)
- Paintable (Coverage) Area : 2,5 / 2,5 kg set, 5 m² / 5 kg set

PACKAGING & STORAGE

- Packaging : 2,5 kg set (Component A: 2 kg + Component B: 0,5 kg)
5 kg set (Component A: 4 kg + Component B: 1 kg)
- Storage temperature (°C) : 5 - 35 °C
- Shelf life : 24 months from date of production if stored in original, unopened, undamaged packages.
- Storage condition : Store tightly closed in a dry and cool place away from heat and fire.

! IMPORTANT

The surface should be protected from rain, water, mechanical loads and impacts for 24 hours during and after the application.

IT IS SUITABLE FOR INTERIOR USING ONLY.

APPLICATION CONDITIONS and RISKS

Things to consider during and after the application

The application surface must be clean and free from all impurities like dirt, oil, and mud. **FLOOR 2K** should be applied within 6 - 24 hours before the primer is completely dry.

Other ISONEM products recommended

In primer application, **ISONEM UNIVERSAL PRIMER** or **ISONEM ANTI RUST PRIMER** should be used depending on the application surface.

Application temperature

It should be applied between 5 - 35°C.



General Features



Food grade



C fl S1
Fire Class



Excellent
Adhesion



Chemical
Resistance



Physical
Resistance

	CONCRETE	MARBLE, GRANITE	RAW WOOD	TILE, CERAMICS	MEMBRANE, SHINGLE	STEEL, METAL
Application	In the same direction as the first layer	In the same direction as the first layer	In the same direction as the first layer	In the same direction as the first layer	X	In the same direction as the first layer
Surface Humidity	Dry surface	Dry surface	Dry surface	Dry surface	X	Dry surface
Application Tools	Roller, brush, spray	Roller, brush, spray	Roller, brush, spray	Roller, brush, spray	X	Roller, brush, spray
Primer Usage	ISONEM EP PRIMER	ISONEM EP PRIMER	ISONEM EP PRIMER	ISONEM EP PRIMER	X	ISONEM ANTI RUST PRIMER
Primer Consumption	0,250 - 0,400 kg/m ²	0,250 - 0,400 kg/m ²	0,250 - 0,400 kg/m ²	0,250 - 0,400 kg/m ²	X	0,250 - 0,350 kg/m ²
Product Usage	2 Layers	2 Layers	2 Layers	2 Layers	X	2 Layers
Product Consumption	1 kg/m ² (2 Layers)	1 kg/m ² (2 Layers)	1 kg/m ² (2 Layers)	1 kg/m ² (2 Layers)	X	1 kg/m ² (2 Layers)
Between Two Coats	6 - 24 Hours	6 - 24 Hours	6 - 24 Hours	6 - 24 Hours	X	6 - 24 Hours
Touch Dry	6 Hours	6 Hours	6 Hours	6 Hours	X	6 Hours
Hard Dry	7 Days	7 Days	7 Days	7 Days	X	7 Days

Note : Drying times are approximate data, it may vary depending on ambient conditions.





SHINE FLOOR

It is a two-component, polyurethane-based, self-leveling solvent-based floor coating. It forms an elastic and unique layer after drying. It is not affected by UV and outdoor weather conditions. It does not make yellowing, fading or peeling off in time. It is resistant to abrasion. It is not affected by pedestrian and vehicle traffic. It is resistant to various chemicals, and acids. Its adherence is perfect.

PROPERTIES

- It is glossy or matte, hard-elastic.
- It has good chemical and mechanical resistance.
- The non-slip surface can be obtained.
- Liquids proof,
- Easy to apply, easy to clean and economical

USAGE AREAS

- In production and storage facilities, factories, etc. as a smooth surface coating on industrial floors.
- Pool edges, tourist facilities, coastline, walkways, squares, sidewalks, parks, and gardens.
- Wet working areas (food and beverage industry, etc.), parking floors and loading ramps.
- Ceramic, marble, and mosaic-covered terraces, balconies and wet areas.

APPLICATION INFORMATION

Surface requirements: The concrete surface must be clean, strong and with sufficient compressive strength (min. 25 N/mm²) and minimum tensile strength (pull off) of 1.5 N / mm². The surface should be clean, dry and free of impurities such as dirt, oil, coating, surface curing materials. In case of doubt, carry out a trial application.

Surface preparation: Concrete surfaces should be prepared using abrasive equipment to remove cement grout and obtain an open-pored surface. Weak concrete must be removed, the holes must be made completely open. Surface repairs, filling of cavities/holes and surface correction should be done with **ISONEM M 03 REPAIR MORTAR**. Concrete or screed surfaces should be leveled to ensure a smooth surface. High places on the surface should be cleaned by sanding. All dust, loose and friable particles must be removed from the surface with a brush or vacuum cleaner prior to application of the product. Before application of **ISONEM SHINE FLOOR**, in concrete, marble, granite, tile, ceramic etc. surfaces, **ISONEM EP PRIMER** should be used as a primer with 0,250 - 0,400 kg/m² consumption. In steel/metal surfaces, the surface should be primed with **ISONEM ANTI RUST PRIMER** (Anticorrosive primer), consumption of 0,250 - 0,350 kg/m².

Application method: It should be that ambient temperature is min +10°C, max. +30°C, surface moisture is 4%, relative air humidity is max. %70. It should be careful to the dew point. To reduce the risk of condensation or bubbles on the coating surface, the temperature of the surface and the uncured coating should be at least 3°C above the dew point. Mix the component A mechanically before mixing. After adding component B to component A, stir continuously for 2 minutes until a homogeneous mixture is obtained. It should be mixed with **ISONEM SHINE FLOOR** electric mixer (300-400 rpm) or another suitable mechanical mixing tool. The application should be made with the help of roller, brush or spray gun in order to obtain the desired thickness.

TECHNICAL SPECIFICATIONS

- **Density A comp. (25°C, g/mL)** : 1,20 ± 0,10
- **Viscosity B comp. (25°C, mPa.s)** : 1000 - 4000
- **Water transmission rate (kg / m² · h^{0,5})** : < 0,1 CLASS W₁
- **Adhesion strength by pull-off test (N/mm²)** : Rigid system without trafficking ≥ 1.0 N/mm²
- **Permeability to water vapour (m)** : ≤ 5 CLASS I
- **Pot life (23°C)** : 30 - 40 minutes
- **Solvent** : Organic solvent
- **Color** : Produced in RAL colors
- **Product consumption** : 0,50 - 0,60 kg/m² (two layers)
- **Paintable (Coverage) Area** : 3,75 - 4,5 m² / 2,25 kg set (two layers)
7,5 - 9 m² / 4,5 kg set (two layers)

PACKAGING & STORAGE

- **Packaging** : 2,25 kg set (Component A: 2 kg, Component B: 0,25 kg metal galon)
4,5 kg set (Component A: 4 kg, Component B: 0,5 kg metal galon)
- **Storage temperature (°C)** : 5 - 35 °C
- **Shelf life** : 24 months from date of production if stored in original, unopened, undamaged packages.
- **Storage condition** : Store tightly closed in a dry and cool place away from heat and fire.




! IMPORTANT

The surface should be protected from rain, water, mechanical loads and impacts for 24 hours during and after the application.


! APPLICATION CONDITIONS and RISKS

Things to consider during and after the application	The application surface must be clean and free from all impurities like dirt, oil, and mud.
Other ISONEM products recommended	In primer application, ISONEM EP PRIMER or ISONEM ANTI RUST PRIMER should be used depending on the application surface. ISONEM M 03 elastic repair mortar should be used for filling cracks and gaps.
Application temperature	It should be applied between 5 - 35 °C.


General Features




Provides %100 Waterproofing




C fl S1
Fire Class



Elastic Structure



Physical Resistance



UV Resistance

	CONCRETE	MARBLE, GRANITE	RAW WOOD	TILE, CERAMIC	MEMBRANE, SHINGLE	STEEL, METAL
Application	In the same direction as the first layer	In the same direction as the first layer	X	In the same direction as the first layer	X	In the same direction as the first layer
Surface Humidity	Dry Surface	Dry Surface	X	Dry Surface	X	Dry Surface
Application Tools	Roller, brush, spray	Roller, brush, spray	X	Roller, brush, spray	X	Roller, brush, spray
Primer Usage	ISONEM EP PRIMER	ISONEM EP PRIMER	X	ISONEM EP PRIMER	X	ISONEM ANTI RUST PRIMER
Primer Consumption	0,250 - 0,400 kg/m ²	0,250 - 0,400 kg/m ²	X	0,250 - 0,400 kg/m ²	X	0,250 - 0,350 kg/m ²
Product Usage	2 Layers	2 Layers	X	2 Layers	X	2 Layers
Product Consumption	0,5- 0,6 kg/m ² (2 Layers)	0,5 - 0,6 kg/m ² (2 Layers)	X	0,5- 0,6 g/m ² (2 Layers)	X	0,5 - 0,6 kg/m ² (2 Layers)
Between Two Coats	12 Hours	12 Hours	X	12 Hours	X	12 Hours
Touch Dry	6 Hours	6 Hours	X	6 Hours	X	6 Hours
Hard Dry	7 Days	7 Days	X	7 Days	X	7 Days

Note : Drying times are approximate data, it may vary depending on ambient conditions.





LIQUID MARBLE

COUNTERTOP AND FLOOR PAINT it is a low viscosity, solvent-free, self-leveling, multi-purpose indoor flooring material that provides unique decorative image thanks to its two-component, reflective pigments and aesthetic effects. It is easy to apply, provides a glossy metallic surface, is water-impermeable and hygienic, easy to clean. It is resistant to mechanical loads, wear and chemicals. Suitable for use on all interior surfaces such as concrete, ceramic, marble, mosaic, steel, glass, etc.

USAGE AREAS

- Showrooms, offices, houses, shopping malls
- All kinds of ceramic, concrete, marble, mosaic, wood, steel surfaces,
- Laboratory, food, chemical and pharmaceutical industries,

SUITABLE FOR INDOOR USE ONLY.

PROPERTIES

- Provides decorative and a glossy finish.
- Resistant to friction, impact, and abrasion. Easy and pratic to clean.
- It can be applied quickly and easy, easy to maintain. It has high adhesion properties.
- Solvent-free. It has excellent penetration.

APPLICATION INFORMATION

Surface Preparation: Application surfaces should be clean, dry, and free of all oil, dirt, dust and surface wastes. Before **ISONEM LIQUID MARBLE** application, surfaces should be primed with **ISONEM EP PRIMER** or **ISONEM ANTI RUST PRIMER** depending on the application surface. In concrete, marble, granite, raw wood, tile, ceramic etc. surfaces, **ISONEM EP PRIMER** should be used as a primer with 0,250 - 0,400 kg/m² consumption. In steel/metal surfaces, the surface should be primed with **ISONEM ANTI RUST PRIMER** (Anticorrosive primer), consumption of 0,250 - 0,350 kg/m².

Preparation of the mixture: ISONEM LIQUID MARBLE is supplied in ready-to-use kits according to the mixing ratio. The mixture should be prepared to be applied according to the life of the mixture. Before starting to mixed, make sure that the material temperatures are between 15 and 25°C. Component A should be thoroughly mixed with a mechanical stirrer at 300 - 400 rpm for 3 to 4 minutes without dragging air in it. Subsequently, all of component B must be poured into component A and ensure that there is no material left inside the B component. A + B should be mixed for at least 3 minutes until a homogenous mixture is obtained and the prepared mixture should be consumed within 30 - 40 min.

Application Method: The mixture should be applied to the prepared surface by brush or roller. If the thickness is desired, the second coat should be applied after the surface drying of the first layer has been achieved. For the formation of the metal effect and the decorative image, the desired metallic reflections can be given by the apparatus like a sponge, roller, epoxy roll, butterfly roll etc. within 1-2 hours after application of the product (when it has the consistency that can take shape, close to drying.). The hard drying time is 18-24 hours. Full hardening and physical, chemical resistance in 7 days.

TECHNICAL SPECIFICATIONS

- **Density A comp. (25°C, g/mL)** : 1,10 ± 0,10
- **Viscosity A comp. (25°C, mPa.s)** : 1500 - 3500
- **Solid content (% Weight)** : 100
- **Water transmission rate (kg / m² · h^{0,5})** : < 0,1 CLASS_{W3}
- **Adhesion strength by pull-off test (N/mm²)** : Rigid system₃ without trafficking ≥ 2,0 N/mm², with trafficking ≥ 2,0 N/mm²
- **Permeability to water vapour (m)** : 5 ≤ S_p ≤ 50 CLASS II
- **Pot life (23°C)** : 30 - 40 minutes
- **Solvent** : Organic solvent
- **Color** : Produced in Liquid Marble Color Chart colors
- **Product consumption** : 0,6 - 1,0 kg/m²
- **Paintable (Coverage) Area** : 2,5 - 4 m² /2,5 kg set, 5 - 8 m² /5 kg set

PACKAGING & STORAGE

- **Packaging** : 500 gr set (A Component: 320 gr, B Component: 180 gr)
1 kg set (A Component: 640 gr, B Component: 360 gr)
2,5 kg set (A Component: 1,6 kg, B Component: 0,9 kg)
5 kg set (A Component: 3,2 kg, B Component: 1,8 kg)
- **Storage temperature (°C)** : 5 - 35 °C
- **Shelf life** : 24 months from date of production if stored in original, unopened, undamaged packages.
- **Storage condition** : Store tightly closed in a dry and cool place away from heat and fire.



! IMPORTANT

The surface should be protected from rain, water, mechanical loads and impacts for 24 hours during and after the application.

IT IS SUITABLE FOR INTERIOR USING ONLY.

APPLICATION CONDITIONS and RISKS

Things to consider during and after the application	The application surface must be clean and free from all impurities like dirt, oil, and mud.
Other ISONEM products recommended	In primer application, ISONEM EP PRIMER or ISONEM ANTI RUST PRIMER specified in the table below should be used depending on the application surface.
Application temperature	It should be applied between 5 - 35 °C.

General Features



	CONCRETE	MARBLE, GRANITE	RAW WOOD	TILE, CERAMICS	MEMBRANE, SHINGLE	STEEL, METAL
Application	In the same direction as the first layer	In the same direction as the first layer	In the same direction as the first layer	In the same direction as the first layer	X	In the same direction as the first layer
Surface Humidity	Dry Surface	Dry Surface	Dry Surface	Dry Surface	X	Dry Surface
Application Tools	Roller, brush, spray	Roller, brush, spray	Roller, brush, spray	Roller, brush, spray	X	Roller, brush, spray
Primer Usage	ISONEM EP PRIMER	X	X	X	X	ISONEM EP PRIMER
Primer Consumption	0,250 - 0,400 kg/m ²	X	X	X	X	0,250 - 0,350 kg/m ²
Product Usage	1 - 2 Layers	1 - 2 Layers	1 - 2 Layers	1 - 2 Layers	X	1 - 2 Layers
Product Consumption	0,6 - 1 kg/m ²	0,6 - 1 kg/m ²	0,6 - 1 kg/m ²	0,6 - 1 kg/m ²	X	0,6 - 1 kg/m ²
Between Two Coats	6 - 24 Hours	6 - 24 Hours	6 - 24 Hours	6 - 24 Hours	X	6 - 24 Hours
Touch Dry	8 - 10 Hours	8 - 10 Hours	8 - 10 Hours	8 - 10 Hours	X	8 - 10 Hours
Hard Dry	7 Days	7 Days	7 Days	7 Days	X	7 Days

Note : Drying times are approximate data, it may vary depending on ambient conditions.



SS SOIL HARDENER



It is an ecological solution used for stabilizing, solidification, hardening or anti-dusting all kinds of soils and aggregates. Immediately after application to soil or aggregate, ISONEM SS copolymer molecules form long nanoparticles by forming straight and cross-linking with aggregate or soil. When the water content added during the application evaporates from the soil and aggregate, it forms a long-lasting and water-resistant flexible solid material matrix. After curing, it becomes completely transparent and makes the natural cover look untouched. It is water-based, one component.

USAGE AREAS

- Dirt roads without coating
- Land improvement
- Construction site areas and roads, construction site parking areas
- Heavy vehicle roads
- Road foundation and sub-foundations, highway banquetts
- Warehouse and stock piles
- Power plants, slopes, and banquetts
- Helicopter test tracks, forest roads
- Airport aprons, agricultural access roads
- Mine deposits and sites, border patrol roads
- Golf courses and walking paths, park and recreation areas
- Storage areas

APPLICATION INFORMATION

ISONEM SS SOIL HARDENER is a concentrated ready to use solution. Application area should be completely dry and free from water. The area must be free from rain for a minimum of 72 hours after the application. Temperature must be at least 4°C.

- **Ripper the soil:** Cause the application to the desired depth (usually 150 to 200 mm) with the help of a digger dug. At this stage, grader, rototiller or disc harrow is used for coarse materials crumble.
- **Moistening the soil with ISONEM SS SOIL HARDENER:** **ISONEM SS SOIL HARDENER** is mixed with pre-tested water that is determined according to the type of soil, in the tank and it is brought into solution. The mixture was then sprayed on the soil surface to show an equal amount of distribution. Spraying is continued until the ground is sufficiently moist.
- **Mixing the soil:** The moistened soil by applying the solution is mixed thoroughly by taking into account the desired depth.
- **Soil compaction:** **SS SOIL HARDENER** applied soil is compacted via a cylinder. After the compaction process is completed, the application surface can be opened to traffic after 7 days. Heavy loads must not be carried on the area before this period is completed. The time may be longer or shorter depending on weather conditions.

TECHNICAL SPECIFICATIONS

- **Density (25°C, g/mL)** : 1,00 ± 0,10
- **pH (25°C)** : 7,0 – 10,0
- **Viscosity (25°C, mPa.s)** : 4000 - 9000
- **Solid content (% Weight)** : 50 ± 2
- **Solvent** : Water
- **Color** : Milk white, after curing transparent.
- **Product consumption** : The consumption will vary depending on the area of use and the type of soil. The amount of product use should be determined by pre-tests before application.

CONSUMPTION AMOUNTS BY APPLICATION AREAS

- For heavy vehicle traffic on dirt roads** : 1 L ISONEM SS + 4 L water
- For pedestrian traffic** : 1 L ISONEM SS + 6 L water
- For use against dust only** : 1 L ISONEM SS + 8 L water
- In areas with very heavy cargo traffic and construction sites such as airports** : 1 L ISONEM SS + 1 L water

PACKAGING & STORAGE

- **Packaging** : 5, 10, 20 L in PE Plastic can
- **Storage temperature (°C)** : 5 - 35 °C
- **Shelf life** : 24 months from date of production if stored in original, unopened, undamaged packages.
- **Storage condition** : Store tightly closed in a dry and cool place.



! IMPORTANT

The surface should be protected from rain, water, mechanical loads and impacts for 24 hours during and after the application.

PM 10 & PM2.5 Compatible (stops hazardous dust particles of size 2.5 microns and above). It does not contain volatile material and non-flammable. Ecological and environmentally sensitive.

APPLICATION CONDITIONS and RISKS

Things to consider during and after the application	The application surface should be dry and it is cleaned from any water accumulation on the surface. The amount of product use should be determined by pre-tests before application.
Other ISONEM products recommended	X
Application temperature	It should be applied between 5 - 35°C.

General Features


B S1 d0
Fire Class


Pedestrian
Traffic


Vehicle
Traffic





STREET PAINT

ISONEM STREET PAINT, is acrylic based flexible floor coating with strong adhesion, excellent water resistance and UV resistance. It is water-based and one-component, can be produced in desired color. It is very suitable for walking paths, asphalt pavements, tennis courts and sports fields. It is used to obtain dust free and decorative surfaces on asphalt, concrete and cement surfaces in indoor and outdoor.

USAGE AREAS

- Garages and light traffic exposed to parking areas
- Walking paths, garden floors,
- On concrete or asphalt roads, parking areas,
- Tennis, basketball, volleyball court grounds
- Game and entertainment areas

APPLICATION INFORMATION

Surface preparation: Substrate must be clean, dry. Surfaces should be cleaned with water wait for the dry. Surface must be washed with water and then application should be made before drying totally. Surface defects and voids should be repaired with **ISONEM MS MORTAR** with a thickness of 5 mm. All surfaces to be treated **ISONEM Universal Primer** (1: 7 diluted with water - 1 part primer, 7 part water) primed with the adhesion promoter and primer should dry at least 4 hours then **ISONEM STREET PAINT** can be applied.

Application Method: **ISONEM STREET PAINT** is ready to use. It is mixed homogeneously with the help of a mixer in the bucket for 5 minutes and applied to the surface in two coats with a brush, roller or suitable spray gun, the waiting time between the coats is at least 4 hours. In the application with the sprayer, homogeneous distribution and penetration of the application on the surface are provided by brush or roller after application. The product is produced in two types as "summer" and "winter" in accordance with the climate conditions and air temperature to be applied. The summer product is suitable for applications between 18 - 40 °C and the winter product at 5 - 17 °C.

TECHNICAL SPECIFICATIONS

- **Density (25°C, g/mL)** : 1,40 ± 0,10
- **pH (25°C)** : 7.0 - 9.0
- **Viscosity (25°C, mPa.s)** : 9000 - 12000
- **Solid content (% Weight)** : 74 ± 2
- **Water transmission rate (kg/ m². h^{0.5})** : < 0,1 CLASS W₃
- **Adhesion strength by pull-off test (N/mm²)** : Crack bridging flexible systems with trafficking 1,5 N/mm²
- **Permeability to water vapour (m)** : 5 ≤ S_D ≤ 50 CLASS II
- **Solvent** : Water
- **Color** : All requested can be produced in colors.
- **Product consumption** : 1 kg/m² (two layers application)
- **Paintable (Coverage) Area** : Min. 18 m²/bucket (two layers application)

PACKAGING & STORAGE

- **Packaging** : 18 kg PP in buckets
- **Storage temperature (°C)** : 5 - 35 °C
- **Shelf life** : 24 months from date of production if stored in original, unopened, undamaged packages.
- **Storage condition** : Store tightly closed in a dry and cool place.



! IMPORTANT

The surface should be protected from rain, water, mechanical loads and impacts for 24 hours during and after the application.

Depending on the climatic conditions and weather temperature to be applied, you should provide the product as summer or winter.

APPLICATION CONDITIONS and RISKS

Things to consider during and after the application	The application surface must be clean and free from all impurities like dirt, oil, and mud.
Other ISONEM products recommended	ISONEM MS MORTAR repair mortar should be used for surface repair and ISONEM UNIVERSAL PRIMER should be used as primer application.
Application temperature	It should be applied between 18 - 40 °C (Summer application) It should be applied between 5 - 17 °C (Winter application)

General Features



Pedestrian Traffic



B S1 d0
Fire Class



Decorative floor covering



Elastic Structure



Light Vehicle Traffic




CONCRETE



ASPHALT



RAW WOOD



TILE, CERAMICS



MEMBRANE, SHINGLE



STEEL, METAL

	CONCRETE	ASPHALT	RAW WOOD	TILE, CERAMICS	MEMBRANE, SHINGLE	STEEL, METAL
Application	in perpendicular to each layers	in perpendicular to each layers	X	X	X	X
Surface Humidity	Dry Surface	Dry Surface	X	X	X	X
Application Tools	Roller, brush, spray	Roller, brush, spray	X	X	X	X
Primer Usage	ISONEM UNIVERSAL PRIMER (diluted)	ISONEM UNIVERSAL PRIMER (diluted)	X	X	X	X
Primer Consumption	100 - 200 g/ m ²	100 - 200 g/ m ²	X	X	X	X
Product Usage	2 Layers	2 Layers	X	X	X	X
Product Consumption	1 kg/m ² (2 Layers)	1 kg/m ² (2 Layers)	X	X	X	X
Between Two Coats	4 Hours	4 Hours	X	X	X	X
Touch-free Drying	2 Hours	2 Hours	X	X	X	X
Through Drying	?2 Hours	?2 Hours	X	X	X	X

Note : Drying times are approximate data, it may vary depending on ambient conditions.





EP PRIMER

It is transparent, hygienic primer material. It is easy to apply, it has perfect adherence. It is epoxy resin base, solvent-free, two - component. It has very good penetration, low viscosity and moisture tolerance. It increases the concrete strength by filling the capillary cavities of the concrete floors and acts as an adherence bridge for the epoxy or polyurethane topcoat paints and coatings.

APPLICATION INFORMATION

Surface preparation: All free loose material must be removed from the surface. All oil and dirt on the surface should be cleaned by blasting with sandblasting. The temperature of the surface should be + 3°C above the dew point when the application is done.

Mixture preparation: ISONEM EP PRIMER is supplied in ready-to-use kits according to the mixing ratio. The mixture should be prepared to be enough amount for application by taking into account the life of the mixture. Before starting mixing, ensure that the material temperatures are between 15 and 25°C. Component A should be thoroughly mixed with a mixer at 300 - 400 rpm for 2 - 3 minutes without entraining air. Subsequently, all of component B must be poured into component A and ensure that there is no material left inside the B component. Mix for at least 4 minutes until a homogeneous mixture is obtained and the prepared mixture should be consumed within 30 - 40 minutes.

Application Method: ISONEM EP PRIMER should be applied with brush or roller in order to obtain the desired thickness. When the mixture is got the suitable consistency, if it is necessary, the air of the application should be removed via spiked roller.

TECHNICAL SPECIFICATIONS

- Density A comp. (25°C, g/mL) : 1,00 ± 0,10
- Viscosity A comp. (25°C, mPa.s) : 500 - 2000
- Solid content (% Weight) : 100
- Water transmission rate (kg/ m². h^{0,5}) : < 0,1 CLASS W₃
- Adhesion strength by pull-off test (N/mm²) : Rigid system without trafficking ≥ 1.0 N/mm², with trafficking ≥ 2,0 N/mm²
- Permeability to water vapour (m) : 5 ≤ S_D ≤ 50 CLASS II
- Pot life (23°C) : 30 - 40 minutes
- Solvent : Organic solvent
- Color : A component transparent, B component brown
- Product consumption : 0,25 - 0,4 kg/m²
- Paintable (Coverage) Area : 5 - 8 m² / 2 kg set
12,5 - 2 0 m² / 5 kg set,

PACKAGING & STORAGE

- Packaging : 2 kg set (Component A: 1,25 kg can, Component B: 0,75 kg can)
5 kg set (Component A: 3,1 kg can, Component B: 1.9 kg can)
- Storage temperature (°C) : 5 - 35 °C
- Shelf life : 24 months from date of production if stored in original, unopened, undamaged packages.
- Storage condition : Store tightly closed in a dry and cool place away from heat and fire.



! IMPORTANT


The surface should be protected from rain, water, mechanical loads and impacts for 24 hours during and after the application.

A and B components should be consumed within 30-40 minutes after mixing (23°C). At lower temperatures, the pot life is extended and at higher temperatures, the pot life is shortened. Mixing the A and B components at high speeds and for a long time will cause shortening of the pot life and should be avoided.


APPLICATION CONDITIONS and RISKS

Things to consider during and after the application	The application surface must be clean and free from all impurities like dirt, oil, and mud.
Other ISONEM products recommended	ISONEM M 03 elastic repair mortar should be used for filling cracks and voids mortar.
Application temperature	It should be applied between 5 - 35°C.


General Features




Chemical Resistance



C fl S1 Fire Class



Humidity Tolerance



High Penetration

	CONCRETE	MARBLE, GRANITE	RAW WOOD	TILE, CERAMICS	MEMBRANE, SHINGLE	STEEL, METAL
Application	Horizontal	Horizontal	Horizontal	Horizontal	X	Horizontal
Surface Humidity	Dry / Slightly humid	Dry / Slightly humid	Dry / Slightly humid	Dry / Slightly humid	X	Dry Surface
Application Tools	Roller, brush, spray	Roller, brush, spray	Roller, brush, spray	Roller, brush, spray	X	Roller, brush, spray
Primer Usage	X	X	X	X	X	X
Primer Consumption	X	X	X	X	X	X
Product Usage	Primer Application	Primer Application	Primer Application	Primer Application	X	Primer Application
Product Consumption	0,25 - 0,4 kg/m ²	0,25 - 0,4 kg/m ²	0,25 - 0,4 kg/m ²	0,25 - 0,4 kg/m ²	X	0,25 - 0,4 kg/m ²
Between Two Coats	24 Hours	24 Hours	24 Hours	24 Hours	X	24 Hours
Touch Dry	8 - 10 Hours	8 - 10 Hours	8 - 10 Hours	8 - 10 Hours	X	8 - 10 Hours
Hard Dry	7 Days	7 Days	7 Days	7 Days	X	7 Days

Note : Drying times are approximate data, it may vary depending on ambient conditions.





BE 99

It is a paint that forms a seamless, elastic and waterproof layer by drying on the surface on which it is applied. It creates a decorative coating. It is water-based polymer-based, solvent-free and has 300% elasticity. It can be applied on dry or slightly moist surfaces. It is resistant to UV and outdoor weather conditions. It is water-impermeable but has a water vapor permeable structure. It provides the buildings to breathe and prevents moisture, damp with this feature. Thanks to its special formula, it does not keep dirt and preserves its first-day feature for many years. It prevents the carbon dioxide gas formed in the structure and thus protects the equipment in the concrete by reducing the formation of carbonization. It protects the buildings against the effects of rain, dirt, traffic etc. from the external environment. Since it has high elasticity, it is not affected by cracks that may occur on the building surface.

USAGE AREAS

- All kinds of plaster and painted exterior surfaces,
- Mineral render etc. on old coatings,
- Exterior surfaces, wood, etc.
- In buildings covered with thermal insulation systems,
- For the painting of concrete or prefabricated structures,

APPLICATION INFORMATION

Surface preparation: Before application, the surfaces must be clean, free of oil, dirt, mud and loose parts should be cleaned. The surface may be dry or slightly humid. It should not be applied on surfaces with salt efflorescence from the negative side. If the application surface has cracks, holes, etc., these should be repaired with **ISONEM M 03** elastic mortar. If dilatation is present on the surface, it should be filled with **ISONEM A 4** elastic filler in advance. Before **ISONEM BE 99** application, **ISONEM UNIVERSAL PRIMER** (1: 7 diluted with water - 1 part primer, 7 part water) insulation and paint primer should be applied one layer with 100 - 200 g/m² consumption and the main application should be started after the primer application is waited to dry between 4-6 hours. In steel/metal surfaces, the surfaced should be primed with **ISONEM ANTI RUST PRIMER** (Anticorrosive primer), consumption of 0,250 - 0,350 kg/m².


Application method: **ISONEM BE 99** is ready to use. We recommend that the product is mixed homogeneously before using it. The application can be made with a brush, roller or a suitable sprayer. After the primer application, **ISONEM BE 99** is applied to the surface by two coats, waiting between the coats at least 4 hours and the painting process is finished.

TECHNICAL SPECIFICATIONS

- **Density (25°C, g/mL)** : 1,40 ± 0,10
- **pH (25°C)** : 7,0 - 9,0
- **Viscosity (25°C, mPa.s)** : 28000 - 32000
- **Solid content (% Weight)** : 79 ± 2
- **Water transmission rate (kg/ m². h^{0,5})** : < 0,1 CLASS W₃
- **Adhesion strength by pull-off test (N/mm²)** : Crack bridging flexible systems without trafficking ≥ 0,8, with trafficking ≥ 1.5 N/mm²
- **Permeability to water vapour (m)** : 5 ≤ S_p ≤ 50 CLASS II
- **Solvent** : Water
- **Color** : All requested can be produced in colors
- **Product consumption** : 0,8 - 1 kg/m² (2 layers)
- **Paintable (Coverage) Area** : 5 kg: 5 - 6 m²/bucket
10 kg: 10 - 12 m²/bucket
18 kg: 18 - 22 m²/bucket

PACKAGING & STORAGE

- **Packaging** : 5, 10, 18 kg in PP bucket
- **Storage temperature (°C)** : 5 - 35 °C
- **Shelf life** : 24 months from date of production if stored in original, unopened, undamaged packages.
- **Storage condition** : Store tightly closed in a dry and cool place.




! IMPORTANT

The surface should be protected from rain, water, mechanical loads and impacts for 24 hours during and after the application.

APPLICATION CONDITIONS and RISKS

Things to consider during and after the application	The application surface must be clean and free from all impurities like dirt, oil, and mud. Apply without thinning. The application surface may be dry or slightly moist.
Other ISONEM products recommended	In primer application, ISONEM UNIVERSAL PRIMER or ISONEM ANTI RUST PRIMER should be used depending on the application surface.
Application temperature	It should be applied between 5 - 35 °C.

General Features



	CONCRETE	MARBLE, GRANITE	RAW WOOD	TILE, CERAMICS	MEMBRANE, SHINGLE	STEEL, METAL
Application	Vertical	X	Vertical	X	X	Vertical
Surface Humidity	Dry / Slightly humid	X	Dry / Slightly humid	X	X	Dry / Slightly humid
Application Tools	Roller, brush, spray	X	Roller, brush, spray	X	X	Roller, brush, spray
Primer Usage	ISONEM UNIVERSAL PRIMER (diluted)	X	ISONEM UNIVERSAL PRIMER (diluted)	X	X	ISONEM ANTI RUST PRIMER
Primer Consumption	100 - 200 g/m ²	X	100 - 200 g/m ²	X	X	250 - 350 g/m ²
Product Usage	2 Layers	X	2 Layers	X	X	2 Layers
Product Consumption	0,8 - 1 kg/m ² (2 Layers)	X	0,8 - 1 kg/m ² (2 Layers)	X	X	0,8 - 1 kg/m ² (2 Layers)
Between Two Coats	4 Hours	X	4 Hours	X	X	4 Hours
Touch Dry	1 Hours	X	1 Hours	X	X	1 Hours
Hard Dry	72 Hours	X	72 Hours	X	X	72 Hours

Note : Drying times are approximate data, it may vary depending on ambient conditions.





WRITE & ERASE VARNISH

It is a water-based two - component varnish that allows you to use the desired surface as a whiteboard area with marker pens. Thanks to its transparent structure, it can be used in walls, desks, doors, cabinets, meeting rooms etc. converts it to a writable, erasable format without changing the color of the surface when applied. It is nature-friendly, does not contain VOC and solvent, it is extremely simple to apply. The paint and stains graffiti can be easily removed from the surface applied **ISONEM WRITE & ERASE VARNISH**. There is no other system that provides this easy cleaning and gives you the opportunity to clean the surface repeatedly without damaging the coating.

USAGE AREAS

- Walls, desks, and tables of schools and classes
- Walls of meeting rooms, training and seminar halls,
- Walls of office rooms,
- Road walls,
- Walls of houses, hotels, conference halls,

APPLICATION INFORMATION

Surface preparation: Application surfaces should be cleaned from all kinds of oil, dirt, dust and surface residues and must be completely dry and clean.

Preparation of the mixture: **ISONEM WRITE & ERASE VARNISH** is supplied in ready-to-use kits according to the mixing ratio. The mixture should be prepared to be applied according to the life of the mixture. Before commencing mixing, ensure that the material temperatures are between 15 - 25°C. Component A should be mixed thoroughly with a mechanical mixer at 300 - 400 rpm for 3 - 4 minutes without dragging air in it. Then, all component B must be poured into component A and make sure that there is no material left inside the B component. A + B should be mixed for at least 3 minutes until a homogeneous mixture is obtained and the prepared mixture should be consumed within 50 - 60 minutes.

Application method: **ISONEM WRITE & ERASE VARNISH** should be applied with the help of brush or roller in order to obtain the desired thickness. It should be applied as 2 or 3 layers and waited for 6 - 8 hours for each coat. Wait at least 3 days before writing/erasing. Text/drawings can be erased with a board eraser. Any non-removable stains need to be cleaned with a wet cloth, other cleaning materials should not be used like detergent, bleach, etc..

TECHNICAL SPECIFICATIONS

- **Density A comp. (25°C, g/mL)** : 1,00 ± 0,10
- **pH (25°C, g/mL)** : 7,0 - 9,0
- **Viscosity A comp. (25°C, mPa.s)** : 0 - 500
- **Water transmission rate (kg / m². h^{0,5})** : < 0,1 CLASS W₃
- **Adhesion strength by pull-off test (N/mm²)** : Rigid system without trafficking ≥ 1.0 N/mm²
- **Permeability to water vapour (m)** : 5 ≤ Sp ≤ 50 CLASS II
- **Pot life (23°C)** : 50 - 60 minutes
- **Solvent** : Water
- **Color** : Transparent
- **Product consumption** : 0,200 - 0,300 kg/m² (2 Layers application)
- **Paintable (Coverage) Area** : 5 - 6 m²/set

PACKAGING & STORAGE

- **Packaging** : 1,5 kg set (Component A: 1,0 kg, Component B: 0,5 kg)
- **Storage temperature (°C)** : 5 - 35 °C
- **Shelf life** : 24 months from date of production if stored in original, unopened, undamaged packages.
- **Storage condition** : Store tightly closed in a dry and cool place.

! IMPORTANT

The surface should be protected from rain, water, mechanical loads and impacts for 24 hours during and after the application. Make sure that the pen to be used is a whiteboard pen that can be erased. Erasability performance may vary depending on the type of pen used.

APPLICATION CONDITIONS and RISKS

Things to consider during and after the application

The application surface must be clean and free from all impurities like dirt, oil, and mud. In spray application, once component A and component B have been combined, they should be diluted with water in a ratio of 3: 1 (3 parts A + B, 1 part water).

Other ISONEM products recommended

If the surface should be both magnetically bondable and writable & erasable, **ISONEM MAGNETIC PAINT** is recommended before **ISONEM WRITE & ERASE** varnish application.

Application temperature

It should be applied between 5 - 35°C.



General Features



Writable Surface



Erasable Surface



B S1 d0
Fire Class



Hygienic,
does not contain
any harmful substances

	CONCRETE	MARBLE, GRANITE	RAW WOOD	TILE, CERAMICS	MEMBRANE, SHINGLE	STEEL, METAL
Application	In the same direction as the first layer	In the same direction as the first layer	In the same direction as the first layer	In the same direction as the first layer	X	X
Surface Humidity	Dry surface	Dry surface	Dry surface	Dry surface	X	X
Application Tools	Roller, brush, spray	Roller, brush, spray	Roller, brush, spray	Roller, brush, spray	X	X
Primer Usage	X	X	X	X	X	X
Primer Consumption	X	X	X	X	X	X
Product Usage	2 - 3 Layers	2 - 3 Layers	2 - 3 Layers	2 - 3 Layers	X	X
Product Consumption	0,2 - 0,3 kg/m ² (2 Layers)	0,2 - 0,3 kg/m ² (2 Layers)	0,2 - 0,3 kg/m ² (2 Layers)	0,2 - 0,3 kg/m ² (2 Layers)	X	X
Between Two Coats	6 - 8 Hours	6 - 8 Hours	6 - 8 Hours	6 - 8 Hours	X	X
Touch Dry	3 Hours	3 Hours	3 Hours	3 Hours	X	X
Hard Dry	72 Hours	72 Hours	72 Hours	72 Hours	X	X

Note : Drying times are approximate data, it may vary depending on ambient conditions.





ANTI SOUND PAINT

It is an acoustical paint for damping and blocking of noise that is designed to absorb and isolate sound in the best way. According to TS 140-4 Standard, in the results of the measurement and analysis, the applied paint, in 1/3 octave frequency in terms of dB, according to 1000 Hz;

It has been certified by the Turkak approved accredited laboratories where it has reduced and absorbed the sound. Water-based and single-component **ISONEM ANTI SOUND PAINT** can be produced in desired colors. Besides sound insulation, it is resistant to fire due to its late inflammability and non-flammable properties. It is water based, acrylic emulsion-based, one component. It can be used as interior and exterior sound insulation paint in all places where noise is not desired.

USAGE AREAS

- In apartments, hospitals and hotels, schools, nurseries,
- In engine and engine rooms,
- In entertainment venues, cinema and theater halls,
- Vehicle and yachts, military facilities, shooting ranges.

APPLICATION INFORMATION

Surface preparation: Before application, the surfaces must be clean, free of oil, dirt, mud and loose parts should be cleaned. In primer application, **ISONEM UNIVERSAL PRIMER** or **ISONEM ANTI RUST PRIMER** should be used depending on the application surface. **ISONEM UNIVERSAL PRIMER** (1: 7 diluted with water - 1 part primer, 7 part water) insulation and paint primer should be applied one layer with 100 - 200 g/m² consumption. The main application should be started after the primer application is waited to dry between 4-6 hours. In steel/metal surfaces, the surface should be primed with **ISONEM ANTI RUST PRIMER** (Anticorrosive primer), consumption of 0,250 - 0,350 kg/m².

Application method: **ISONEM ANTI SOUND PAINT** is easily applied by roller, brush or spray. The product should be mixed homogeneously before using it. Then it is applied in layers of 1 - 2 mm at 4-hour intervals. In the interior wall applications which it is not wanted pattern, we recommend that the application should be with an epoxy roller.

TECHNICAL SPECIFICATIONS

- Density (25°C, g/mL) : 0,70 ± 0,15
- pH (25°C) : 7.0 - 9.0
- Viscosity (25°C, mPa.s) : 12500 - 13500
- Solid content (% Weight) : 53 ± 2
- Water transmission rate (kg/ m² · h^{0.5}) : < 0,1 CLASS W₃
- Adhesion strength by pull-off test (N/mm²) : Crack bridging flexible systems without trafficking ≥ 0.8
- Permeability to water vapour (m) : 5 ≤ S₀ ≤ 50 CLASS II
- Solvent : Water
- Color : All requested can be produced in colors
- Product consumption : 1 L/m² (for 1 mm thickness)
2 L/m² (for 2 mm thickness)
- Paintable (Coverage) Area : 5 L: 3 - 5 m²/bucket
10 L: 8 - 10 m²/bucket, 18 L: 9 - 18 m²/bucket

PACKAGING & STORAGE

- Packaging : 5,10,18 L in PP bucket
- Storage temperature (°C) : 5 - 35 °C
- Shelf life : 24 months from date of production if stored in original, unopened, undamaged packages.
- Storage condition : Store tightly closed in a dry and cool place.



! IMPORTANT

The surface should be protected from rain, water, mechanical loads and impacts for 24 hours during and after the application.

APPLICATION CONDITIONS and RISKS

Things to consider during and after the application	The application surface must be clean and free from all impurities like dirt, oil, and mud. In the interior wall applications which it is not wanted pattern, we recommend that the application should be with an epoxy roller.
Other ISONEM products recommended	In primer application, ISONEM UNIVERSAL PRIMER or ISONEM ANTI RUST PRIMER should be used depending on the application surface.
Application temperature	It should be applied between 5 - 35 °C.

General Features



Sound Insulation



B S1 d0
Fire Class



Hygienic,
does not contain
any harmful substances



Fast
Drying

	CONCRETE	MARBLE, GRANITE	RAW WOOD	TILE, CERAMICS	MEMBRANE, SHINGLE	STEEL, METAL
Application	In the same direction as the first layer	X	In the same direction as the first layer	X	In the same direction as the first layer	In the same direction as the first layer
Surface Humidity	Dry surface	X	Dry surface	X	Dry surface	Dry surface
Application Tools	Roller, brush, spray	X	Roller, brush, spray	X	Roller, brush, spray	Roller, brush, spray
Primer Usage	ISONEM UNIVERSAL PRIMER (diluted)	X	ISONEM UNIVERSAL PRIMER (diluted)	X	ISONEM UNIVERSAL PRIMER (diluted)	ISONEM ANTI RUST PRIMER
Primer Consumption	100 - 200 g/m ²	X	100 - 200 g/m ²	X	100 - 200 g/m ²	250 - 350 g/m ²
Product Usage	4 Layers	X	4 Layers	X	4 Layers	4 Layers
Product Consumption	1 L/m ² (for 1 mm thickness) 2 L/m ² (for 2 mm thickness)	X	1 L/m ² (for 1 mm thickness) 2 L/m ² (for 2 mm thickness)	X	1 L/m ² (for 1 mm thickness) 2 L/m ² (for 2 mm thickness)	1 L/m ² (for 1 mm thickness) 2 L/m ² (for 2 mm thickness)
Between Two Coats	4 Hours	X	4 Hours	X	4 Hours	4 Hours
Touch Dry	2 Hours	X	2 Hours	X	2 Hours	2 Hours
Hard Dry	72 Hours	X	72 Hours	X	72 Hours	72 Hours

Note : Drying times are approximate data, it may vary depending on ambient conditions.





MAGNETIC PAINT

Thanks to the magnetic metal in its structure, it is a water-based, high-adhesive, fast-drying, friction-resistant, high-performance paint that allows things like pictures and posters with magnets to be attached to the surface without damaging the paint. Things such as pictures, posters can be hung on the wall or wooden surface without using nails, tape, screws or adhesives. Since it is water-based, it has no odor and does not harm human and environmental health. Although **ISONEM MAGNETIC PAINT** creates a magnet effect, it does not damage computer monitors, mobile phones, televisions, credit cards, ATM cards.

USAGE AREAS

- Interior walls, schools, hospitals, shopping centers, offices, conference halls, studios.

APPLICATION INFORMATION

Application surface must be smooth, steady and dust-removal. Before using **ISONEM MAGNETIC PAINT**, the least two minutes, it must be mixed and it can be applied by using roll and scrub. As increasing magnet feature of surface, it should be applied the least 3 thick layers. The least 30-40 minutes between layer applied should be waited. After these operations, any water based dye on it can be applied.

TECHNICAL SPECIFICATIONS

- Density (25°C, g/mL) : 1,57 ± 0,10
- pH (25°C) : 7.0 – 9.0
- Viscosity (25°C, mPa.s) : 12500 - 13500
- Solid content (% Weight) : 70 ± 2
- Water transmission rate (kg/ m². h^{0.5}) : < 0,1 CLASS W₃
- Adhesion strength by pull-off test (N/mm²) : Crack bridging flexible systems without trafficking ≥ 0.8
- Permeability to water vapour (m) : 5 ≤ S_p ≤ 50 CLASS II
- Solvent : Water
- Color : Black
- Product consumption : 1 kg /m²
- Paintable (Coverage) Area : 5 kg: 5 m²/bucket, 10 kg: 10 m²/bucket, 18 kg: 18 m²/bucket

PACKAGING & STORAGE


- Packaging : 5,10,18 kg in PP bucket
- Storage temperature (°C) : 5 - 35 °C
- Shelf life : 24 months from date of production if stored in original, unopened, undamaged packages.
- Storage condition : Store tightly closed in a dry and cool place.

! IMPORTANT

The surface should be protected from rain, water, mechanical loads and impacts for 24 hours during and after the application.

APPLICATION CONDITIONS and RISKS

Things to consider during and after the application	The application surface must be clean and free from all impurities like dirt, oil, and mud.
Other ISONEM products recommended	X
Application temperature	It should be applied between 5 - 35°C.



General Features



	CONCRETE	MARBLE, GRANITE	RAW WOOD	TILE, CERAMICS	MEMBRANE, SHINGLE	STEEL, METAL
Application	In the same direction as the first layer	X	X	X	X	X
Surface Humidity	Dry surface	X	X	X	X	X
Application Tools	Roller, brush, spray	X	X	X	X	X
Primer Usage	X	X	X	X	X	X
Primer Consumption	X	X	X	X	X	X
Product Usage	2 - 3 Layers	X	X	X	X	X
Product Consumption	1 kg/m ²	X	X	X	X	X
Between Two Coats	30 Minutes	X	X	X	X	X
Touch Dry	3 Hours	X	X	X	X	X
Hard Dry	72 Hours	X	X	X	X	X

Note : Drying times are approximate data, it may vary depending on ambient conditions.





ANTI RUST PRIMER

It is an epoxy resin-based anticorrosive primer that is applied directly to all metal surfaces and protects the surface it is applied against corrosion thanks to its high anticorrosive structure. In addition to excellent adhesion, it dries quickly and is easy to work with.

USAGE AREAS

Suitable for use as an anti-corrosive primer on all metal surfaces where corrosion resistance is required. It is also used for corrosion protection of concrete structures. It is used as a primer before applications of Isonem Anti Fire Paint Plus for Steel Structures 120 min Fire Resistant Paint.

APPLICATION INFORMATION

Surface preparation: Application surfaces should be cleaned from foreign objects which reduce adhesion like oil, dust, dirt, etc., and completely dry and clean. Metal surfaces should be sandblasted at least Sa 2 1/2 degree and they should be primed with Isonem ANTI RUST PRIMER within 6 hours. After hard drying of the primer is completed (5 - 6 hours later), it is proceed to topcoat application. It should be noted that temperatures of materials are min. +15°C before application.

Application Method: It is produced in ready-to-use sets according to mixing ratios. No thinning is required. Component A is mixed with a low-speed mixer with the appropriate mixing tip and hardener component B is added while continue mixing Care should be taken to ensure that the walls and bottom of the container are mixed well and that the mixture is homogeneous. After the mixture is rested for 10 - 15 minutes, it is applied with a short hard bristle brush, short hair roller or airless spray. When the second coat application is required, the application of the second coat should be done when the surface of the first coat dries. If this time has elapsed, the surface should be roughened before the topcoat application.

TECHNICAL SPECIFICATIONS

- Density A comp. (25°C, g/mL) : 1,55 ± 0,10
- Viscosity A comp. (25°C, mPa.s) : 2000 - 4000
- Density A+B comp. (25°C, g/mL) : 1,50
- Viscosity A+B comp. (25°C, mPa.s) : 500 - 2500
- Water transmission rate (kg/ m². h^{0,5}) : < 0,1 CLASS W₃
- Adhesion strength by pull-off test (N/mm²) : Rigid system without trafficking ≥ 1.0 N/mm², with trafficking ≥ 2,0 N/mm²
- Permeability to water vapour (m) : 5 ≤ S₀ ≤ 50 CLASS II
- Pot life (23°C) : 2 - 3 Hours
- Solvent : Organic solvent
- Color : Off-white
- Product consumption : 0,25 - 0,30 kg/m²
- Paintable (Coverage) Area : 15 - 20 m²/5 kg set

PACKAGING & STORAGE

- Packaging : 5 kg set (Component A: 4,5 kg, Component B: 0,5 kg)
- Storage temperature (°C) : 5 - 35 °C
- Shelf life : 24 months from date of production if stored in original, unopened, undamaged packages.
- Storage condition : Store tightly closed in a dry and cool place away from heat and fire.



! IMPORTANT

The surface should be protected from rain, water, mechanical loads and impacts for 24 hours during and after the application.

Component A and component B should be consumed within 2-3 hours after mixing (23°C). At lower temperatures the mixing life is extended and at higher temperatures the mixing life is shortened.

APPLICATION CONDITIONS and RISKS

Things to consider during and after the application The application surface must be clean and free from all impurities like dirt, oil, and mud.

Other ISONEM products recommended ISONEM M03 elastic repair mortar should be used for filling cracks and gaps on concrete surfaces. It should be used suitable protective topcoat product in metal applications ISONEM Anti Fire Paint Plus, ISONEM MS Polymer.

Application temperature It should be applied between 5 - 35 °C.

General Features



Chemical Resistance



Anticorrosive



Cfl S1 Fire Class



Physical Resistance



Excellent Adhesion

	CONCRETE	MARBLE, GRANITE	RAW WOOD	TILE, CERAMICS	MEMBRANE, SHINGLE	STEEL, METAL
Application	Horizontal / Vertical	X	X	X	X	Horizontal / Vertical
Surface Humidity	Dry Surface	X	X	X	X	Dry Surface
Application Tools	Roller, brush, spray	X	X	X	X	Roller, brush, spray
Primer Usage	X	X	X	X	X	X
Primer Consumption	X	X	X	X	X	X
Product Usage	Primer application	X	X	X	X	Primer application
Product Consumption	0,25 - 0,30 kg/m ²	X	X	X	X	0,25 - 0,30 kg/m ²
Between Two Coats	5 - 24 Hours	X	X	X	X	5 - 24 Hours
Touch Dry	5 - 6 Hours	X	X	X	X	5 - 6 Hours
Hard Dry	7 Days	X	X	X	X	7 Days

Note : Drying times are approximate data, it may vary depending on ambient conditions.





ANTI FIRE PAINT PLUS

It is a fire-retardant, water based paint that is developed for the protection of the buildings from fire and is fire retardant in the intumescent structure that provides fire insulation via expanding. It forms a seamless layer by drying on the surface on which it is applied. It has excellent flame retardant property, it expands via reacts chemically at the time of the fire and prevents the surface temperature from rising to critical levels. It is water vapor permeable. Thanks to this feature, it does not prevent the breathing of the surface. It is suitable for use in wood, concrete, prefabricated and steel structures.

USAGE AREAS

- All kinds of plastered, painted and unpainted interior and exterior surfaces
- In concrete, wooden and steel structures
- Roofs, chimneys, fire escape
- In all places where nonflammability is desired
- In schools, kindergartens, hospitals, theaters, and theaters
- Plasterboard wall partitions and ceilings
- Thermal power plants and industrial buildings, factories
- Military Installations

APPLICATION INFORMATION

Surface preparation: Surfaces must be clean and dry before application. Oil, dirt, sludge, such as materials should be cleaned, shield particles should be cleaned. The appropriate primer selection depending on the surface is made according to the following table. **ISONEM UNIVERSAL PRIMER** (1:7 diluted with water - 1 part primer, 7 part water) insulation and paint primer should be applied one layer with 100 - 200 g/m² consumption. The main application should be started after the primer application is waited to dry between 4-6 hours. In steel/metal surfaces, the surface should be primed with **ISONEM ANTI RUST PRIMER** (Anticorrosive primer), consumption of 0,250 - 0,350 kg/m². The main application should be started after the primer application is waited to dry between 6 - 24 hours.

Application method: It can be made by brush, roller or a suitable sprayer. It should be mixed until homogenous before use. After the application of primer, it is applied to the surface in two coats 4 hours apart without diluted and the painting process is finished. In exterior applications and in indoor applications that are exposed to water, and high humidity, **ISONEM ANTI FIRE PAINT** is applied as a topcoat with a brush, roller or a suitable sprayer with consumption of 0.3-0.5 kg/m².

TECHNICAL SPECIFICATIONS

- | | | |
|---|---|--|
| • Density (25°C, g/mL) : 1,15 ± 0,10 | • Water transmission rate (kg/ m ² . h ^{0,5}) : < 0,1 CLASS W ₃ | • Product consumption : 3,5 kg/m ² for 1,5 mm thickness, steel structures (Surface / material thickness / depending on the desired fire retardant resistance time vary) |
| • pH (25°C) : 7,0 - 9,0 | • Adhesion strength by pull-off test (N/mm ²) : Crack bridging flexible systems without trafficking ≥ 0,8 | • Paintable (Coverage) Area : 3,5 - 5 m ² /5 kg bucket, 5 - 7 m ² /10 kg bucket, 12,5 - 18 m ² /18 kg bucket |
| • Viscosity (25°C, mPa.s) : 10000 - 12000 | • Permeability to water vapour (m) : 5 ≤ S _D ≤ 50 CLASS II | • Color : All requested can be produced in colors |
| • Solid content (% Weight) : 64 ± 2 | • Solvent : Water | |
| • Solid content (% Volume) : 55 ± 2 | | |

APPLIED STANDARD: EFECTIS ERA EURASIA Testing and Certification Inc. which is accredited by TURKAK, TSE 13501-2: 2016 Fire classification of construction products and building elements - Part 2: Classification using data obtained from fire - resistance tests (except ventilation installations). According to the results of the inspection and test report 20.05.2019 dated/EEA-19-063 numbered, in accordance with this standard / TS EN 13381-8: 2013 Test Method for Determination of the Contribution of Structural Components to Fire Resistance - Part 8: According to the test results of Test Method of Reactive Protection Applied to Steel Elements, Fire Resistance Classes: R15-R20-R30-R45-R60-R90-R120-R180.

ACCORDING TO THE TEST RESULTS OF EFECTIS ERA AVRASYA Test and Certification Inc.; Main Layer Paint (intumescent paint): According to ISONEM ANTI FIRE PAINT PLUS TÜRKAK Accredited Test Report, the results of the evaluation can be applied to all other steel classes and the limitations given here, as specified in EN 10025-1, as specified in Article 6.1 of 13251-4. The results of the assessment can also be applied to fabricated sections. Cross-section factors should be determined according to EN 13381-8: 2013 standard. The results of this assessment are valid for the following conditions of three or four environmental protections.

- Cross-section factor** : 65 m-1 < Am/V < 527 m-1
Thickness : 1,5 mm < dp < 8,6 mm 24 months from date of production if stored in original, unopened, undamaged packages.
Design temperature : 300°C < Qa < 750 °C
Section shape : I, H columns and beams

PACKAGING & STORAGE

- Packaging : 5,10,18 kg in PP buckets
- Storage temperature (°C) : 5 - 35 °C
- Shelf life : 24 months from date of production if stored in original, unopened, undamaged packages.
- Storage condition : Store tightly closed in a dry and cool place.



! IMPORTANT

The surface should be protected from rain, water, mechanical loads and impacts for 24 hours during and after the application.

APPLICATION CONDITIONS and RISKS

Things to consider during and after the application	The application surface must be clean and free from all impurities like dirt, oil, and mud.
Other ISONEM products recommended	In primer application, ISONEM UNIVERSAL PRIMER or ISONEM ANTI RUST PRIMER should be used depending on the application surface.
Application temperature	It should be applied between 5 - 35 °C.

General Features

Fire-retardant

B S1 d0
Fire Class

Hygienic,
does not contain
any harmful substances

Fast
Drying

	CONCRETE	MARBLE, GRANITE	RAW WOOD	TILE, CERAMICS	MEMBRANE, SHINGLE	STEEL, METAL
Application	in perpendicular to each layers	in perpendicular to each layers	in perpendicular to each layers	X	X	in perpendicular to each layers
Surface Humidity	Dry surface	Dry surface	Dry surface	X	X	Dry surface
Application Tools	Roller, brush, spray	Roller, brush, spray	Roller, brush, spray	X	X	Roller, brush, spray
Primer Usage	ISONEM UNIVERSAL PRIMER (diluted)	ISONEM UNIVERSAL PRIMER (diluted)	ISONEM UNIVERSAL PRIMER (diluted)	X	X	ISONEM ANTI RUST PRIMER
Primer Consumption	100 - 200 g/ m ²	100 - 200 g/ m ²	100 - 200 g/ m ²	X	X	250 - 350 g/ m ²
Product Usage	4 layers	4 layers	4 layers	X	X	7 Layers
Product Consumption	1 - 1,5 kg/m ² (4 Layers)	1 - 1,5 kg/m ² (4 Layers)	1 - 1,5 kg/m ² (4 Layers)	X	X	3,5 kg/m ² (for 1,5 mm thickness)
Between Two Coats	4 Hours	4 Hours	4 Hours	X	X	4 Hours
Touch Dry	2 Hours	2 Hours	2 Hours	X	X	2 Hours
Hard Dry	72 Hours	72 Hours	72 Hours	X	X	72 Hours

Note : Drying times are approximate data, it may vary depending on ambient conditions.





ANTI FIRE PAINT

It is a topcoat paint which is fire retardant, non-flammable, forms a whole layer with drying on the surface on which it is applied. It is flame retardant in direct contact with fire. Resistant to fire. It is water-based and solvent-free. It is elastic, unaffected by movements. It can be easily applied to dry or slightly humid surfaces. It is water-impermeable but water vapor permeable. Thanks to this feature, it does not prevent the breathing of the surface. It doesn't keep dirt for long years via its special formula. It is suitable for use in wood, concrete, prefabricated and steel structures.

USAGE AREAS

All kinds of plastered, painted and unpainted interior and exterior surfaces, concrete, wood and steel structures, in roofs, in fire steps, in all places where nonflammability is desired, in schools, kindergartens, hospitals, theaters, and theaters, plasterboard wall partitions and ceilings, thermal power plants and industrial buildings, factories, military facilities.

APPLICATION INFORMATION

Surface preparation: It is used as protective topcoat on surface which is applied **ISONEM ANTI-FIRE PAINT PLUS**. **ISONEM ANTI-FIRE PAINT** is applied single layer with 0.3 - 0.5 kg/m² consumption for topcoat application. If it is desired to be used as a flame retardant, surfaces should be clean before application, there be cleaned from impurities like dirt, oil, rust and, shield particles should be cleared. **ISONEM UNIVERSAL PRIMER** (1:7 diluted with water - 1 part primer, 7 part water) insulation and paint primer should be applied one layer with 100 - 200 g/m² consumption. The main application should be started after the primer application is waited to dry between 4-6 hours. In steel/metal surfaces, the surfaced should be primed with **ISONEM ANTI RUST PRIMER** (Anticorrosive primer), consumption of 0.250 - 0.350 kg/m². The main application should be started after the primer application is waited to dry between 6 - 24 hours.

Application method: It can be made with a brush, roller, or a suitable sprayer. The product should be mixed homogeneously before use and applied on the surface in two coats without reconstitution at 4 hours intervals.

TECHNICAL SPECIFICATIONS

• Density (25°C, g/mL)	: 1,40 ± 0,10	• Permeability to water vapour (m)	: 5 ≤ S _D ≤ 50 CLASS II
• pH (25°C)	: 7,0 - 9,0	• Solvent	: Water
• Viscosity (25°C, mPa.s)	: 12500 - 15000	• Color	: All requested can be produced in colors
• Solid content (% Weight)	: 76 ± 2	• Product consumption :	: 0,6 - 1 kg/m ² (2 Layers)
• Water transmission rate (kg / m ² . h ^{0,5})	: < 0,1 CLASS W ₃	• Paintable (Coverage) Area :	: 5 kg: 5 - 8 m ² /bucket, 10 kg: 10 - 16 m ² /bucket, 18 kg: 18 - 30 m ² /bucket
• Adhesion strength by pull-off test (N/mm ²)	: Crack bridging flexible systems without trafficking ≥ 0.8		

RESULT: ISONEM ANTI FIRE PAINT "reproof paint" test on TS EN 13823: MARCH 2010 standard in TS EN ISO 11925-2 on 02.2012 / 139921 as a result of the test and the test result TS EN 13501-1 / JANUARY 2010 Table B Complies with S1 class d0 criteria.

ACCORDING TO THE TEST RESULT OF TSE EXPERIMENT AND CALIBRATION CENTER PRESIDENCY EX LABORATORY; Reaction of the experiment sample to fire in EN 13501-1 B (in accordance with the European classification) test method: PASSED. In the test method according to the TS EN ISO 11925-2 of the experiment sample;


• Ignition of samples	: DID NOT OCCUR
• 150 mm measuring line during the flame test period	: DID NOT REACH
• Dripping of samples	: DID NOT OCCUR
• Filter paper	: DID NOT BURN
• Experiment sample just	: MELTED
• Lateral fire spread on the longitude	: DID NOT OCCUR
• Fire particles or drops f < 10s and f > 10s	: DID NOT OCCUR
• Smoke spread from the sample into the room	: DID NOT OCCUR

SUMMARY OF TSE TEST RESULTS

• Average FIGRA value (W/s)	: 17,24
• Average THR600s (MJ)	: 0,93
• Value of average SMORA (m ² /s ²)	: 10,58
• Average TSP600s (m):	: 51,86
• Up to LFS line (mm):	: DID NOT OCCUR
• Burning drops/particles ≤ 10s: DID NOT OCCUR	: DID NOT OCCUR
• Burning drops/particles > 10s: DID NOT OCCUR	: DID NOT OCCUR

PACKAGING & STORAGE

• Packaging	: 5,10,18 kg PP bucket
• Storage temperature (°C)	: 5 - 35 °C
• Shelf life	: 24 months from date of production if stored in original, unopened, undamaged packages.
• Storage condition	: Store tightly closed in a dry and cool place.



! IMPORTANT

The surface should be protected from rain, water, mechanical loads and impacts for 24 hours during and after the application.

APPLICATION CONDITIONS and RISKS

Things to consider during and after the application	The application surface must be clean and free from all impurities like dirt, oil, and mud.
Other ISONEM products recommended	In primer application, ISONEM UNIVERSAL PRIMER or ISONEM ANTI RUST PRIMER should be used depending on the application surface.
Application temperature	It should be applied between 5 - 35°C.

General Features

Fire Retardant

Hygienic,
does not contain
any harmful substances

B S1 d0
Fire Class

	CONCRETE	MARBLE, GRANITE	RAW WOOD	TILE, CERAMICS	MEMBRANE, SHINGLE	STEEL, METAL
Application	in perpendicular to each layers	X	in perpendicular to each layers	X	in perpendicular to each layers	in perpendicular to each layers
Surface Humidity	Dry surface	X	Dry surface	X	Dry surface	Dry surface
Application Tools	Roller, brush, spray	X	Roller, brush, spray	X	Roller, brush, spray	Roller, brush, spray
Primer Usage	ISONEM UNIVERSAL PRIMER (diluted)	X	ISONEM UNIVERSAL PRIMER (diluted)	X	ISONEM UNIVERSAL PRIMER (diluted)	ISONEM ANTI RUST PRIMER
Primer Consumption	100 - 200 g/m ²	X	100 - 200 g/m ²	X	100 - 200 g/m ²	250 - 350 g/m ²
Product Usage	2 Layers	X	2 Layers	X	2 Layers	1 Layer
Product Consumption	0,6 - 1 kg/m ² (2 Layers)	X	0,6 - 1 kg/m ² (2 Layers)	X	0,6 - 1 kg/m ² (2 Layers)	0,3 - 0,5 kg/m ² (1 Layer)
Between Two Coats	4 Hours	X	4 Hours	X	4 Hours	4 Hours
Touch Dry	1 Hour	X	1 Hour	X	1 Hour	1 Hour
Hard Dry	72 Hours	X	72 Hours	X	72 Hours	72 Hours

Note : Drying times are approximate data, it may vary depending on ambient conditions.





ANTI FIRE WOOD VARNISH

ISONEM ANTI FIRE WOOD VARNISH is a fire-resistant, water-based, intumescent and transparent thin-film coating used for the protection of the wooden surfaces in the interior against fire. The **ANTI FIRE WOOD VARNISH** applied surfaces must be protected by **ISONEM LIQUID GLASS** liquid glass application from water and humidity. Thanks to its transparent structure, when applied, it provides a surface with a highly fire-retardant performance without changing the color of the surface. If a different color is desired, a coloring agent may be applied to the surface before the application. It is environmentally friendly. It does not contain VOC and solvent, it is extremely simple to apply.

FEATURES / ADVANTAGES

- Water-based, environmentally friendly.
- Prevents spreading of the flame on the wooden surface.
- With its superior fire-retardant performance, prevents the wood from being ignited immediately.
- Slows down the speed of fire progress.
- Does not emit toxic fumes.
- Provides additional safety against fire in closed and risky places where people are gathered.
- Easy to using. It can be applied with a spray/brush/roll.

USAGE AREAS

- Raw wood surfaces, wooden doors
- Interior furniture,
- Historical monuments, finished wooden buildings,
- Hotels, theaters, entertainment venues, computer rooms, and other public facilities

APPLICATION INFORMATION

Surface preparation: Application surfaces should be cleaned from all kinds of oil, dirt, dust and surface wastes and must be completely dry and clean. Primer application is recommended on highly absorbent and exposed surfaces such as raw wood. For primer application, **ISONEM LIQUID GLASS** product is used with a consumption of 75 - 100 g/m².

Preparation of mixture: **ISONEM ANTI FIRE WOOD VARNISH** is supplied in ready-to-use kits according to the mixing ratio. Prepare an amount of mixture to be applied by considering the mixture life. Before starting to mix, make sure that temperatures of the materials are between +15 and +25°C. Stir component A with a 300 - 400 rpm mechanical mixer for 3-4 minutes without dragging air in it. Then, pour the entire component B into component A and make sure that no material is left in component B. Stir component A and B at least for 3 min. until a homogenous mixture is obtained and consume the prepared mixture within 40-45 minutes.

Application Method: **ISONEM ANTI FIRE WOOD VARNISH** should be applied by brush, roller or spray to obtain the desired thickness, it should be applied as 2 or 3 coats, wait for 18 - 24 hours for each coat. **ISONEM ANTI FIRE WOOD VARNISH** is not water and moisture resistant. Therefore, after the product fully dry, the following day should be applied as a solvent-based **ISONEM LIQUID GLASS** protective topcoat in 2 coats and waiting for a minimum of 4 hours between coats.

TECHNICAL SPECIFICATIONS

- **Density A+B comp. (25°C, g/mL)** : 1,27 ± 0,10
- **Viscosity A+B comp. (25°C, mPa.s)** : 1500 - 2500
- **Pot life (23°C)** : 30 minutes
- **Solvent** : Water
- **Color** : Transparent
- **Product consumption** : 0,3 - 0,5 kg/m² (2 layers)
- **Paintable (Coverage) Area** : 3 - 5 m² /set

PACKAGING & STORAGE

- **Packaging** : 1,5 kg set (Component A: 1 kg, Component B: 0.5 kg)
- **Storage temperature (°C)** : 5 - 35 °C
- **Shelf life** : It is suitable for use for 6 months from the date of production if stored in original, unopened and undamaged packaging.
- **Storage condition** : Store tightly closed in a dry and cool place.



IMPORTANT

The surface should be protected from rain, water, mechanical loads and impacts for 72 hours during and after the application.

APPLICATION CONDITIONS and RISKS

Things to consider during and after the application	The application surface must be clean and free from all impurities like dirt, oil, and mud.
Other ISONEM products recommended	After the product fully dry, the following day should be applied as a solvent-based ISONEM LIQUID GLASS protective topcoat.
Application temperature	It should be applied between 5 - 20°C.



General Features

 Water Based



Transparent.
Does not disturb the natural color and texture

 B S1 d0
Fire Class

	CONCRETE	MARBLE, GRANITE	RAW WOOD	TILE, CERAMICS	MEMBRANE, SHINGLE	STEEL, METAL
Application	X	X	In the same direction as the first layer	X	X	X
Surface Humidity	X	X	Dry surface	X	X	X
Application Tools	X	X	Roller, brush, spray	X	X	X
Primer Usage	X	X	ISONEM LIQUID GLASS	X	X	X
Primer Consumption	X	X	75 - 100 g/m ²	X	X	X
Product Usage	X	X	2 Layers	X	X	X
Product Consumption	X	X	0.300 - 0.500 kg/m ² (2 Layers)	X	X	X
Between Two Coats	X	X	18 - 24 Hours	X	X	X
Touch Dry	X	X	18 - 24 Hours	X	X	X
Hard Dry	X	X	7 Days	X	X	X

Note : Drying times are approximate data, it may vary depending on ambient conditions.



THERMAL PAINT



It is an elastomeric resin-based, contains special vacuum microspheres, have vapor-permeability, water-based, a low thermal conductivity, high sunlight absorbency, and high surface heat transmission value. Its activity is scientifically proved special insulating paint which provides the thermal and water insulation in the interior and exterior facades. It provides energy savings to buildings of up to 40% depending on the application layers number in heating and cooling energy costs. When the **ISONEM THERMAL PAINT** with special vacuum microspheres is used as interior wall paint, it reflects the radiant heat generated inside to the interior environment, and when it is used on the exterior, the incoming radiant heat is reflected back to the outside. When used on roofs, it reflects a minimum 80% of the sun's rays thanks to its ceramic-reinforced formula. While the water never passes from the film surface applied **ISONEM THERMAL PAINT**, the moisture inside the building evaporates away from the structure.

PROPERTIES

- Radiant heat proof, saves up to 40% energy.
- Applicable to internal and external surfaces, labor costs are low and easy to apply.
- It prevents the formation of moisture and mold in the wall.
- It has water and sound insulation feature.
- It has late flammability and nonflammability.

APPLICATION INFORMATION

Surface preparation: Surfaces to be applied should be free of dirt, oil, paste, grease, loose parts and other foreign materials. The appropriate primer selection for surface is made according to the following table. **ISONEM UNIVERSAL PRIMER** (1: 7 diluted with water - 1 part primer, 7 part water) insulation and paint primer should be applied one layer with 100 - 200 g/m² consumption. The main application should be started after the primer application is waited to dry between 4-6 hours. In steel/metal surfaces, the surface should be primed with **ISONEM ANTI RUST PRIMER** (Anticorrosive primer), consumption of 0,250 - 0,350 kg/m².

Application method: **ISONEM THERMAL PAINT** must be mixed thoroughly before use. In exterior applications, 2 to 3 coats can be applied by roller or brush without diluting the product. In interior applications, it should be applied as 1 or 2 coats according to color and hiding power. It is recommended to apply 2 - 3 coats in roof applications. It is recommended that each coat be painted perpendicular to the previous coat. It can be applied by taking into consideration the drying processes. The second and third layer should be applied after the first layer has dried. Wait for 4 hours between two coats.

TECHNICAL SPECIFICATIONS

- Density (25°C, g/mL) : 0,70 ± 0,15
- pH (25°C) : 7,0 - 9,0
- Viscosity (25°C, mPa.s) : 12500 - 13500
- Solid content (% Weight) : 45 ± 2
- Solid content (% Volume) : 65 ± 2
- Water transmission rate (kg / m² . h^{0,5}) : < 0,1 CLASS W₃
- Adhesion strength by pull-off test (N/mm²) : Crack bridging flexible systems without trafficking ≥ 0,8
- Permeability to water vapour (m) : 5 ≤ S₀ ≤ 50 CLASS II
- Certification : TSE K 127 THERMAL PAINT
- Class : COLD CLIMATE PAINT
- Brightness : N/A (not applied)
- Wet abrasion resistance (µm) : CLASS II
- Covering power (m²/L) : CLASS I
- Dry film thickness : CLASS E₃
- Grain size : CLASS S₂
- Crack covering feature (µm) : not required, CLASS A₀
- Carbon dioxide permeability (g/m².d) : not required, CLASS C₀
- Surface heat transmission value (ε) : min. 0,80
- Sunlight absorbency value (α) : 0,820, min. 0,80
- Thermal paint surface resistance (RS) : 0,0495 ± 1,5 %
- Heat conductivity coefficient (W/mK) : 0,023, λ<0,060
- Impact resistance : no cracking & rupture
- Solvent : Water
- Color : All requested can be produced in colors
- Product consumption : max. 300 mL/m² (in interior applications), 1 L/m² (for 1 mm thickness), 2 L/m² (for 2 mm thickness)
- Paintable (Coverage) Area : 5 L : 3,5 - 5 m²/bucket, 10 L : 7 - 10 m²/bucket, 18 L : 12 - 18 m²/bucket

PACKAGING & STORAGE

- Packaging : 5, 10, 18 L in PP buckets
- Storage temperature (°C) : 5 - 35 °C
- Shelf life : 24 months from date of production if stored in original, unopened, undamaged packages.
- Storage condition : Store tightly closed in a dry and cool place.

IMPORTANT

Consuming more or less can lead to inefficiency and side effects.

The surface should be protected from rain, water, mechanical loads and impacts for 24 hours during and after the application.

APPLICATION CONDITIONS and RISKS

Things to consider during and after the application	The application surface must be clean and free from all impurities like dirt, oil, and mud. The surface to be applied with Thermal Paint must be breathable, if it is to be applied to the painted surface, your existing paint must have this feature.
Other ISONEM products recommended	In primer application, ISONEM UNIVERSAL PRIMER or ISONEM ANTI RUST PRIMER should be used depending on the application surface.
Application temperature	It should be applied between 5 - 35°C.

General Features



Elastic Structure



Sound Insulation



Thermal insulation



Provides %100 Waterproofing



B S1 d0 Fire Class



Hygienic, does not contain any harmful substances



Helps to prevent mold and moisture formation



Helps to prevent condensation



Can be customized with color chart



UV Resistance



CONCRETE




MARBLE, GRANITE



RAW WOOD



TILE, CERAMICS



MEMBRANE, SHINGLE



STEEL, METAL

	CONCRETE	MARBLE, GRANITE	RAW WOOD	TILE, CERAMICS	MEMBRANE, SHINGLE	STEEL, METAL
Application	Vertical / Horizontal	X	Vertical / Horizontal	Vertical / Horizontal	Vertical / Horizontal	Vertical / Horizontal
Surface Humidity	Dry surface	X	Dry surface	Dry surface	Dry surface	Dry surface
Application Tools	Roller, brush, spray	X	Roller, brush, spray	Roller, brush, spray	Roller, brush, spray	Roller, brush, spray
Primer Usage	ISONEM UNIVERSAL PRIMER (diluted)	X	ISONEM UNIVERSAL PRIMER (diluted)	ISONEM UNIVERSAL PRIMER (diluted)	ISONEM UNIVERSAL PRIMER (diluted)	ISONEM ANTI RUST PRIMER
Primer Consumption	100 - 200 g/m ²	X	100 - 200 g/m ²	100 - 200 g/m ²	100 - 200 g/m ²	250 - 350 g/m ²
Product Usage	1 - 2 layers (interior) 2 - 3 layers (exterior) 2 - 3 layers (roof)	X	1 - 2 layers (interior) 2 - 3 layers (exterior) 2 - 3 layers (roof)	1 - 2 layers (interior) 2 - 3 layers (exterior) 2 - 3 layers (roof)	1 - 2 layers (interior) 2 - 3 layers (exterior) 2 - 3 layers (roof)	1 - 2 layers (interior) 2 - 3 layers (exterior) 2 - 3 layers (roof)
Product Consumption	1 L/m ² (For 1 mm thickness) 2 L/m ² (For 2 mm thickness)	X	1 L/m ² (For 1 mm thickness) 2 L/m ² (For 2 mm thickness)	1 L/m ² (For 1 mm thickness) 2 L/m ² (For 2 mm thickness)	1 L/m ² (For 1 mm thickness) 2 L/m ² (For 2 mm thickness)	1 L/m ² 2 L/m ² (For 1 mm thickness) 2 L/m ² (For 2 mm thickness)
Between Two Coats	4 Hours	X	4 Hours	4 Hours	4 Hours	4 Hours
Touch Dry	2 Hours	X	2 Hours	2 Hours	2 Hours	2 Hours
Hard Dry	72 Hours	X	72 Hours	72 Hours	72 Hours	72 Hours

Note : Drying times are approximate data, it may vary depending on ambient conditions.





MS 82

It is a very strong synthetic insulation paint which has been modified by special chemicals and polymers to eliminate the moisture and dampness problems in the interior and exterior walls of the buildings because of natural conditions. It can be applied to any kind of humid or dry walls, painted and unpainted surfaces. Thanks to its excellent alkali and moisture resistance, it prevents the formation of moisture on the walls and destroys if there is any. The adhesion strength in all kinds of surfaces is extremely strong, does not swell, high chemical resistance, it is not affected by UV, rain, water or salt. It is used in interior and exterior walls, in basements, in garages or in cellars, in interior walls facing north and in humid areas. It forms a film layer showing excellent moisture resistance on the surface applied. Even if the paint or wall is humid, it adheres very well to the surface. It is not affected by salt water and efflorescence. Thanks to this feature, it is also used to solve the problem of paint swelling in buildings. While **ISONEM MS 82** penetrates into the walls and dries up the humidity inside the walls with the special chemicals in its ingredients. **ISONEM MS 82** paints do not cause any side effects on the applied surface.

USAGE AREAS

- On moist walls, on painted or non-painted walls affected by humidity
- On the interior and exterior walls of the foundation
- On the walls of the basement floor
- On surfaces and floors coated with plaster, concrete, alum, etc
- In tunnels, on the walls of buildings facing north
- In the elimination of problems arising from humidity and moisture.

APPLICATION INFORMATION

Surface preparation: **ISONEM MS 82** anti moisture paint is ready to use, no primer is required. Formation in black color that occurred on walls must be cleaned before application. The application surface may be humid, damp or dry. It can be applied to painted or unpainted all surfaces. If there are swelling parts on the painted surfaces, the application surfaces should be cleaned and a tough surface should be obtained by using appropriate repair mortar.

Application method: Open the **ISONEM MS 82** cover from its original package and mix thoroughly for 3 minutes. After the mixing process, it is recommended to apply with a brush, suitable sprayer or especially synthetic epoxy roller without diluting the product to the existing surface. Apply one coat and wait for 24 hours and apply the second coat. The application areas should be ventilated well and also mask, gloves and protective glasses should be used during application.

TECHNICAL SPECIFICATIONS

- Density (25°C, g/mL) : 1,40 ± 0,10
- Viscosity (25°C, mPa.s) : 2000 - 4000
- Solid content (% Weight) : 70 ± 2
- Water transmission rate (kg/ m². h^{0.5}) : < 0,1 CLASS W₃
- Adhesion strength by pull-off test (N/mm²) : Rigid system without trafficking ≥ 1.0 N/mm²
- Permeability to water vapour (m) : 5 ≤ S_p ≤ 50 CLASS II
- Solvent : Organic solvent
- Color : White
- Product consumption : 0,500 - 0,600 kg/m² (2 layers)
- Paintable (Coverage) Area : 1 kg: 1,5 - 2 m² /1 can
5 kg: 8 - 10 m² /1 can

PACKAGING & STORAGE

- Packaging : 1 kg and 5 kg can
- Storage temperature (°C) : 5 - 35 °C
- Shelf life : 24 months from date of production if stored in original, unopened, undamaged packages.
- Storage condition : Store tightly closed in a dry and cool place away from heat and fire.

! IMPORTANT

The surface should be protected from rain, water, mechanical loads and impacts for 24 hours during and after the application.

The application areas should be ventilated well and also mask, gloves and protective glasses should be used during application.

APPLICATION CONDITIONS and RISKS

Things to consider during and after the application	The application surface must be clean and free from all impurities like dirt, oil, and mud. During and after the application, the area must be ventilated.
Other ISONEM products recommended	X
Application temperature	It should be applied between 5 - 35°C.



General Features

 Helps to prevent condensation

 B fl S1 Fire Class

 UV Resistance

 Helps to prevent mold and moisture formation

	CONCRETE	MARBLE, GRANITE	RAW WOOD	TILE, CERAMICS	MEMBRANE, SHINGLE	STEEL, METAL
Application	Horizontal / Vertical	X	X	X	X	X
Surface Humidity	Dry / Humid surface	X	X	X	X	X
Application Tools	Roller (synthetic epoxy), brush, spray	X	X	X	X	X
Primer Usage		X	X	X	X	X
Primer Consumption	X	X	X	X	X	X
Product Usage	2 Layers	X	X	X	X	X
Product Consumption	0,5 - 0,6 kg/m ² (2 Layers)	X	X	X	X	X
Between Two Coats	24 Hours	X	X	X	X	X
Touch Dry	24 Hours	X	X	X	X	X
Hard Dry	72 Hours	X	X	X	X	X

Note : Drying times are approximate data, it may vary depending on ambient conditions.





UNIVERSAL PRIMER

It is water-based, one component, transparent, suitable using for inner and outer surfaces is a universal primer.

FEATURES

It penetrates the surface very well. By preparing a strong surface, it bonds the top coat paint to the surface, reduces the paint consumption and reduces the water absorbency of the plasters. It is a primer that also has a high adhesion performance in water-based waterproofing materials and wall putty applications.

USAGE AREAS

- Concrete, aerated concrete, plaster, and similar raw walls,
- Old lime whitewashed, emulsion-based old interior and exterior painted surfaces are used.

APPLICATION INFORMATION

Surface preparation: Before application, swollen, loose and unhealthy looking surfaces should be scrapped, oil and dirt should be wiped off with water. If the salt release continues on the surface, the application should not be carried out until the causes are eliminated

Application method: ISONEM UNIVERSAL PRIMER is mixed thoroughly until it is homogenous before use, and diluted with water 7 times by volume. It is impregnated to the surface by brush or roller as a single layer. It should wait for a primer drying time minimum of 4 hours for the topcoat paint or insulation product application and it should be done in 4-6 hours.

TECHNICAL SPECIFICATIONS

- Density (25°C, g/mL) : 1,00 ± 0,10
 - pH (25°C) : 7.0 – 9.0
 - Viscosity (25°C, mPa.s) : 8000 - 10000
 - Solid content (% Weight) : 50 ± 2
 - Water transmission rate (kg/ m². h^{0.5}) : < 0,1 CLASS W₃
 - Adhesion strength by pull-off test (N/mm²) : Crack bridging flexible systems without trafficking ≥ 0.8, with trafficking 1.5 N/mm²
 - Permeability to water vapour (m) : 5 ≤ S_D ≤ 50 CLASS II
 - Solvent : Water
 - Color : Transparent
 - Product consumption : 100 – 200 g/m² (diluted, variable according to the absorbency of the surface)
 - Paintable (Coverage) Area : 40 - 80 m²/ 1 kg, 200 - 400 m²/ 5 kg, 400 - 800 m²/ 10 kg, 600 - 1200 m²/ 15 kg
- PACKAGING & STORAGE**
- Packaging : 1 kg in Plastic Bottle, 5, 10, 15 kg in PP Buckets
 - Storage temperature (°C) : 5 - 35 °C
 - Shelf life : 24 months from date of production if stored in original, unopened, undamaged packages.
 - Storage condition : Store tightly closed in a dry and cool place.

! IMPORTANT

The surface should be protected from rain, water, mechanical loads and impacts for 24 hours during and after the application.

It should not be applied in very windy and direct sunlight.

APPLICATION CONDITIONS and RISKS

Things to consider during and after the application

The application surface must be clean and free from all impurities like dirt, oil, and mud. Apply a single coat to the surface and leave for 4 hours to dry before the other application.

Other ISONEM products recommended	X
Application temperature	It should be applied between 5 - 35 °C.



General Features



Elastic Structure



B S1 d0
Fire Class



Excellent Adhesion



Fast Drying

	CONCRETE	MARBLE, GRANITE	RAW WOOD	TILE, CERAMICS	MEMBRANE, SHINGLE	STEEL, METAL
Application	Horizontal / Vertical	Horizontal / Vertical	Horizontal / Vertical	Horizontal / Vertical	Horizontal / Vertical	X
Surface Humidity	Dry surface	Dry surface	Dry surface	Dry surface	Dry surface	X
Application Tools	Roller, brush, spray	Roller, brush, spray	Roller, brush, spray	Roller, brush, spray	Roller, brush, spray	X
Primer Usage	X	X	X	X	X	X
Primer Consumption	X	X	X	X	X	X
Product Usage	1 Layer	1 Layer	1 Layer	1 Layer	1 Layer	X
Product Consumption	100 - 200 g/m ² (Diluted)	100 - 200 g/m ² (Diluted)	100 - 200 g/m ² (Diluted)	100 - 200 g/m ² (Diluted)	100 - 200 g/m ² (Diluted)	X
Between Two Coats	X	X	X	X	X	X
Touch Dry	30 minute	30 minute	30 minute	30 minute	30 minute	X
Hard Dry	4 Hours	4 Hours	4 Hours	4 Hours	4 Hours	X

Note : Drying times are approximate data, it may vary depending on ambient conditions.





POOL

It is the swimming pool paint which is polyurethane resin based, consisting of two components, blue in color. It is not affected by water and water pressure. **ISONEM POOL** is particularly very ideal to use in swimming pools, newly made decorative pools in the cases where the ceramic covering will not use. It gives a homogeneous blue appearance on the surface applied. It is elastic, not crack, it is not affected by the UV lights and the swimming pool chemicals. The product has high resistance against alkali and chloride. Its color does not fade in time, not destroyed underwater, abrasion-proofing. The workmanship is very easy and economic.

USAGE AREAS

- In pools, water tanks, water reservoir, purification and balance tanks,
- In metal tanks and water cisterns,
- In ornamental pools, dams, water channels,
- On concrete, plaster and screed.

APPLICATION INFORMATION

Surface preparation: The surface to be coated must be clean, dry and all impurities that can affect the adhesion like dirt, oil, loose paint or foreign material must be cleaned. Surface repairs, cracks, and gaps should be repaired with **ISONEM M 03** Elastic Repair Mortar. Before application of **ISONEM POOL**, in concrete, marble, granite, raw wood, tile, ceramic etc. surfaces, **ISONEM EP PRIMER** should be used as a primer with 0,250 - 0,400 kg/m² consumption. In steel/metal surfaces, the surfaced should be primed with **ISONEM ANTI RUST PRIMER** (Anticorrosive primer), consumption of 0,250 - 0,350 kg/m².

Preparation of the mixing: To prepare **ISONEM POOL** for use, first stir the contents of the A Component (Paint) and then add the contents of the B Component (Hardener) and mix homogeneously for 3 - 4 minutes to ensure thorough mixing.

Application method: It should be applied with a brush, roller or appropriate spray and left to dry. The second layer should be applied after the first coat is dried, in 24 hours. The prepared mixture should be consumed in 5 - 6 hours. After the application, the pool should be left to curing 10 days, before filling water.

TECHNICAL SPECIFICATIONS

- **Density A comp. (25°C, g/mL)** : 1,25 ± 0,10
- **Viscosity A comp. (25°C, mPa.s)** : 1000 - 3000
- **Solid content (% Weight)** : 67 ± 2
- **Water transmission rate (kg/ m². h^{0,5})** : < 0,1 CLASS W₃
- **Adhesion strength by pull-off test (N/mm²)** : Rigid system without trafficking ≥ 1.0 N/mm²
- **Permeability to water vapour (m)** : S_D ≤ 5 CLASS I
- **Pot life (23°C)** : 5 - 6 Hours
- **Solvent** : Organic solvent
- **Color** : Blue. You can consult our company for other color demands.
- **Product consumption** : 1 kg/m² (two layers)
- **Paintable (Coverage) Area** : Min. 4,5 m² /set (two layers)

PACKAGING & STORAGE

- **Packaging** : 4,5 kg set (Component A: 4 kg paint, Component B: 0,5 kg hardener)
- **Storage temperature (°C)** : 5 - 35 °C
- **Shelf life** : 24 months from date of production if stored in original, unopened, undamaged packages.
- **Storage condition** : Store tightly closed in a dry and cool place away from heat and fire.



! IMPORTANT


The surface should be protected from rain, water, mechanical loads and impacts for 24 hours during and after the application.

After the application, the pool should be left to curing 10 days, before filling water.

APPLICATION CONDITIONS and RISKS

Things to consider during and after the application	The application surface must be clean and free from all impurities like dirt, oil, and mud. If ISONEM EP PRIMER application will be, it should be waited for 1 day after the application.
Other ISONEM products recommended	In primer application, ISONEM EP PRIMER or ISONEM ANTI RUST PRIMER should be used depending on the application surface.
Application temperature	It should be applied between 5 - 35 °C.

General Features



	CONCRETE	MARBLE, GRANITE	RAW WOOD	TILE, CERAMICS	MEMBRANE, SHINGLE	STEEL, METAL
Application	In the same direction as the first layer	In the same direction as the first layer	X	In the same direction as the first layer	X	In the same direction as the first layer
Surface Humidity	Dry surface	Dry surface	X	Dry surface	X	Dry surface
Application Tools	Roller, brush, spray	Roller, brush, spray	X	Roller, brush, spray	X	Roller, brush, spray
Primer Usage	ISONEM EP PRIMER	ISONEM EP PRIMER	X	ISONEM EP PRIMER	X	ISONEM ANTI RUST PRIMER
Primer Consumption	0,25 - 0,40 kg/m ²	0,25 - 0,40 kg/m ²	X	0,25 - 0,40 kg/m ²	X	0,25 - 0,35 kg/m ²
Product Usage	2 Layers	2 Layers	X	2 Layers	X	2 Layers
Product Consumption	1 kg/m ² (2 Layers)	1 kg/m ² (2 Layers)	X	1 kg/m ² (2 Layers)	X	1 kg/m ² (2 Layers)
Between Two Coats	6 - 12 Hours	6 - 12 Hours	X	6 - 12 Hours	X	6 - 12 Hours
Touch Dry	6 Hours	6 Hours	X	6 Hours	X	6 Hours
Hard Dry	10 Days	10 Days	X	10 Days	X	10 Days

Note : Drying times are approximate data, it may vary depending on ambient conditions.





POOL TRANSPARENT

It is a two-component, modified polyurethane resin-based, transparent pool paint designed to waterproof ceramic, tile, glass mosaic-coated surfaces with insulation problems. Ceramic, tile, glass mosaic, tile, etc. can be used to solve the insulation problems of existing pools. The product, which provides waterproofing in an extremely easy and economical way without the need to remove the coatings, gives the surface a bright appearance as well as excellent insulation on the surface it is applied. It is hard-elastic, does not crack, does not swell, does not lift. It is not affected by UV rays and pool chemicals. It is extremely resistant to alkali and chlorine. It does not turn yellow, does not deteriorate under water, does not corrode. It is extremely easy and economical to work.

USAGE AREAS

- Ceramic, tile, glass mosaic, tile, etc. covered swimming pools,
- In ornamental pools,
- Hammam, sauna, etc. in places,

APPLICATION PROCEDURE

Surface preparation: The surface must be clean, dry and free of foreign materials such as dirt, oil, coating, surface curing materials. After the water of the existing pools in use is drained, at least 7 days should be waited before the application in order to ensure that the joints are completely dry. If the existing joint fillers are worn, the necessary repairs and renewals must be made with cement-based joint fillers and full curing should be expected. Primer should be applied to the pre-prepared application surface before **ISONEM POOL TRANSPARENT** application, and **ISONEM LIQUID GLASS** product should be used in a single layer with a consumption of 75 - 150 g/m² in the primer application. 4 hours after the primer application, **ISONEM POOL TRANSPARENT**, which is the last layer, should be applied.

Preparation of the mixing: Before preparing the mixture, mix component A until it becomes homogeneous in itself. After adding component B to component A, mix for 3-4 minutes until a homogeneous mixture is obtained.

Application method: The application should be done in one coat, with a brush, roller or a suitable sprayer. The prepared mixture should be consumed within 5-6 hours. After the application, the pool should be left to cure for 10 days before being filled with water

TECHNICAL SPECIFICATIONS

- **Density A comp. (25°C, g/mL)** : 0,93 ± 0,10
- **Solid content (% Weight)** : 30 ± 2
- **Water transmission rate (kg/ m². h^{0.5})** : < 0,1 CLASS W₃
- **Adhesion strength by pull-off test (N/mm²)** : Rigid system without trafficking ≥ 1.0 N/mm²
- **Permeability to water vapour (m)** : S_p ≤ 5 CLASS I
- **Pot life (23°C)** : 5 - 6 hours
- **Solvent** : Organic Solvent
- **Color** : Transparent
- **Product consumption** : 100 - 200 g/m²
- **Paintable (Coverage) Area** : 22,5 - 45 m² /set

PACKAGING & STORAGE

- **Packaging** : 4,5 kg set (Component A: 4 kg, Component B: 0,5 kg)
- **Storage temperature (°C)** : 5 - 35 °C
- **Shelf life** : 24 months from date of production if stored in original, unopened, undamaged packages.
- **Storage condition** : Store tightly closed in a dry and cool place away from heat and fire.

! IMPORTANT

The surface should be protected from rain, water, mechanical loads and impacts for 24 hours during and after the application. After the application, the pool should be left to cure for 10 days before being filled with water. After the water discharge of the pools in use, it should be waited for at least 7 days for complete drying. Application should not be made on joints that have not been fully dried.

APPLICATION CONDITIONS and RISKS

Things to consider during and after the application	The application surface must be clean and free of substances such as dirt, oil, mud. If the existing joint fillers are worn before the application, they should be renewed. 4 hours after the primer application, the top coat should be applied.
Other ISONEM products recommended	In primer application, ISONEM Liquid Glass should be used.
Application temperature	It should be applied between 5 - 35 °C.



General Features



	CONCRETE	MARBLE, GRANITE	RAW WOOD	TILE, CERAMICS	MEMBRANE, SHINGLE	STEEL, METAL
Application	X	In the same direction as the first layer	X	In the same direction as the first layer	X	X
Surface Humidity	X	Must be DRY	X	Must be DRY	X	X
Application Tools	X	Roller, brush, spray	X	Roller, brush, spray	X	X
Primer Usage	X	ISONEM LIQUID GLASS	X	ISONEM LIQUID GLASS	X	X
Primer Consumption	X	75 - 100 g/m ²	X	75 - 100 g/m ²	X	X
Product Usage	X	1 Layer	X	1 Layer	X	X
Product Consumption	X	100 - 200 g/m ²	X	100 - 200 g/m ²	X	X
Between Two Coats	X	4 Hours	X	4 Hours	X	X
Touch Dry	X	6 Hours	X	6 Hours	X	X
Hard Dry	X	10 Days	X	10 Days	X	X

Note : Drying times are approximate data, it may vary depending on ambient conditions.





GRASS PAINT

It is an organic grass coloring agent that paints completely faded and dry grass and plants in a natural green color in order to keep the lawns in high quality and constantly green. It can be produced in the desired green shades as well as in red and yellow colors. **ISONEM GRASS PAINT** is also used to give the natural green color to sandy areas. It spreads easily on lawn surfaces, it has high adhesion strength and dries quickly in 2-3 hours. The lawns stay green in all climates for four seasons, they are not affected by the irrigation regime and rain. Because it contains no harmful chemicals, heavy metals and other fillers, it does not harm the grass and the environment. **ISONEM GRASS PAINT** is completely water-based, environmentally-friendly, VOC-free, extremely easy to apply.

USAGE AREAS

- Completely sear, dried grass areas
- Dried plants
- Football fields
- It allows a wide variety of designs and applications to be made in organizations and invitations.

FEATURES / ADVANTAGES

- Water-based, environmentally friendly
- Keeps the lawn areas in good quality and continuous green
- Easy to use
- Fast drying

APPLICATION INFORMATION

Surface preparation: Before applying **ISONEM GRASS PAINT** mow the grass area to a height of 2 cm. This ensures that the grass leaves remain upright, and the **ISONEM GRASS PAINT** can reach all the pale, dry areas below. Foreign substances and dead plant materials are removed from the grass area by harrowing with a proper rake without damaging the grass leaves.

Application method: 1 kg **ISONEM GRASS PAINT** can be applied by mixing with 0,500 L water depending on the yellowing rate. In sand painting applications, 250 kg sand can be painted by the spraying method by mixing 1 kg **ISONEM GRASS PAINT** with water at a ratio of 1:1. The application should be made close to the ground and with the appropriate pressure to affect all the leaves of the grass on the soil. The low-pressure sprayer is required to obtain the best results. The time required for bonding to the leaf is 3 hours. After this period, the grass area can be opened for use. After 10 days following the application, the grass will grow and routine mowing can be performed. Partial yellow areas that can be seen after the mowing can be retouched. The application of **ISONEM GRASS PAINT** does not have any negative effect on the periodic maintenance and calendar of the grass area. After the application, the spraying system should be cleaned immediately with plenty of water.

TECHNICAL SPECIFICATIONS

- **Density (25°C, g/mL)** : 1,00 ± 0,10
- **Viscosity (25°C, mPa.s)** : 500 - 1500
- **Solvent** : Water
- **Color** : Green
- **Product consumption** : 100 - 150 g/m²
- **Paintable (Coverage) Area** : 10 - 15 m²/plastic bottle

PACKAGING & STORAGE

- **Packaging** : 1 kg Plastic bottle
- **Storage temperature (°C)** : 5 - 35 °C
- **Shelf life** : 24 months from date of production if stored in original, unopened, undamaged packages.
- **Storage condition** : Store tightly closed in a dry and cool place.

! IMPORTANT

During and after the application, protect from external factors such as rain, water, mechanical impacts, etc. for 3 hours. Keep away from children. In case of contact with skin and eyes.

APPLICATION CONDITIONS and RISKS

Things to consider during and after the application	The application surface must be clean and free from all impurities like dirt, oil, and mud.
Other ISONEM products recommended	X
Application temperature	It should be applied between 5 - 35 °C.



General Features



Easy to Use



harmful chemical, heavy metal, VOC free



Water Base Environmentally Friendly



Fast Dry





SOIL WATER TRAP

It is easy to use, superb water absorber (can absorb water up to 600 times its volume) soil additive. It is a polymer manufactured especially for frequently irrigated and high water consumption locations, gardens, glasshouses, and landscaping works. With this polymer that holds rain and irrigation waters in its body and absorb 600 times of its volume, the water is held before it drains off the soil and constitutes a natural and long term water tank base for plants and trees.

ISONEM SOIL WATER TRAP FEATURES

- It is mineral-based and one component.
- 1 g has the capacity to hold 600 times water.
- When water enters it expands and becomes a gel.
- It stays in the soil actively for approximately 4 years
- Minimum 1 hour of watering is enough for swelling of the polymer.
- It does not freeze until -60°C.
- Application depth is between 7 cm -1 m.
- It decomposes in the soil at a rate of %10 - 15 per year.
- Once its job in the soil is done it returns to nature.

ISONEM SOIL WATER TRAP ADVANTAGES

- Increases soil porosity and reduces soil incrustation.
- Keeps the soil humid at all times.
- Reduces the evaporation of the water in the soil.
- It reforms the soil structure and prevents erosion.
- Protects surface and underground waters from pollution.
- Provides plant growth in very hot and dry climates.
- Reduces irrigation,worker, fertilizer and seed costs.
- Provides %50-%70 savings in water consumption.
- Prevents the damage caused by over-fertilization.
- Reduces fertilizer consumption by %50.
- Seasonal conditions are not required for forestation.
- Prevents the death of sprigs and seeds under the soil during winter. (-60 C).
- Protects the environment.

USAGE AREAS

- Sapling planting, seedling production
- Application on existing trees
- Strawberry production, melon, watermelon, gourd applications
- Field agriculture (Grains, beet, corn, cotton, sunflower, potato, beans, etc.)
- Grassland and landscaping applications
- Floriculture
- Pot floristry, clover, and feed plants applications
- Mushroom production and a root dipping method

TECHNICAL SPECIFICATIONS

Color : Yellowish crystal powder

Product:consumption :

3 g/root	strawberries
8-10 g/root	melon-watermelon
5 kg/1000 m ²	plantation agriculture
40 kg/1000 m ²	clover and feed
600 g/m ³	mushroom
60 g/mt	length floriculture
1,5 g for 5 L	pot plants
35 g/mt	length grapery and olive

PACKAGING & STORAGE

- **Packaging** : 1, 5 kg in PP Bucket
- **Storage temperature (°C)** : 5 - 35 °C
- **Shelf life** : 24 months from date of production if stored in original, unopened, undamaged packages.
- **Storage condition** : Store tightly closed in a dry and cool place.



! IMPORTANT

It should be used under the ground, the product does not have UV resistance on the ground.

APPLICATION CONDITIONS and RISKS

Things to consider during and after the application	Application depth is between 7 cm - 1 m.
Other ISONEM products recommended	X
Application temperature	It should be applied between (-60) - (+70) °C.

General Features



Environmentally Friendly



Saving on water





ANTI-STAIN

It provides long-term cleaning and protection on all kinds of porous and absorbent surfaces on which it is applied, thanks to its high dirt-holding resistance. **ISONEM ANTI-STAIN** is water-based, one-component, and transparent. It does not spoil the appearance of the surface with its structure that does not form a film on the surface it is applied to. Dirt particles cannot adhere to the facade surface and the surface is easily cleaned of dirt with water, especially effortlessly with rainwater. It is applied indoors and outdoors in a short time, is not affected by UV rays, is economical and long-lasting. For **ISONEM ANTI-STAIN**, which can be applied to any painted or unpainted surface, vertical and horizontal, only the surface needs to be absorbent.

USAGE AREAS

It is applied to all kinds of absorbent surfaces such as plaster, concrete, gas concrete, screed and painted surfaces with an absorbent surface.

Application Procedure

Surface preparation: If there are cracks or raised parts on the application surface, they should be repaired, the application area should be free of oil, dirt, dust, etc. impurities. If the surface to be applied is washed, it should be left to dry and

Application method: The plastic can of **ISONEM ANTI-STAIN** is shaken thoroughly before usage. Then it is poured into a plastic bucket and thoroughly fed to the prepared surface with the help of a brush.

TECHNICAL SPECIFICATIONS

- **Density (25°C, g/mL)** : 1,00 ± 0,10
- **pH (25°C)** : 8.0 – 11.0
- **Viscosity (25°C, mPa.s)** : 0 - 500
- **Solvent** : Water
- **Color** : Transparent
- **Product consumption** : 50 – 100 mL/m² (one layer application)
- **Paintable (Coverage) Area** : 10-20 m²/1 L plastic can, 50-100 m²/5 L plastic can, 100- 200 m²/10 L plastic can

PACKAGING & STORAGE

- **Packaging** : 1, 5, 10 L in PE can
- **Storage temperature (°C)** : 5 - 35 °C
- **Shelf life** : 24 months from date of production if stored in original, unopened, undamaged packages.
- **Storage condition** : Store tightly closed in a dry and cool place.

! IMPORTANT

The surface should be protected from rain, water, mechanical loads and impacts for 24 hours during and after the application.







APPLICATION CONDITIONS and RISKS

Things to consider during and after the application	The application surface must be clean and free from all impurities like dirt, oil, and mud. Swelling parts should be scraped thoroughly and the surface should be dry.
Other ISONEM products recommended	X
Application temperature	It should be applied between 5 - 35 °C.



General Features



	 WALL, STONE	 WALL (Painted/Unpainted)	 WOOD, PAPER, CARTON	 TILE, CERAMIC, PORCELAIN	 PLASTER	 STEEL, METAL
Application	Vertical/Horizontal	Vertical/Horizontal	Vertical/Horizontal	Vertical/Horizontal	Vertical/Horizontal	X
Surface Humidity	Dry Surface	Dry Surface	Dry Surface	Dry Surface	Dry Surface	X
Application Tools	Roller, brush, spray	Roller, brush, spray	Roller, brush, spray	Roller, brush, spray	Roller, brush, spray	X
Primer Usage	X	X	X	X	X	X
Primer Consumption	X	X	X	X	X	X
Product Usage	1 Layer	1 Layer	1 Layer	1 Layer	1 Layer	X
Product Consumption	50 – 100 mL/m ² (1 layer application)	50 – 100 mL/m ² (1 layer application)	50 – 100 mL/m ² (1 layer application)	50 – 100 mL/m ² (1 layer application)	50 – 100 mL/m ² (1 layer application)	X
Between Two Coats	1 Hour	1 Hour	1 Hour	1 Hour	1 Hour	X
Touch Dry	1 - 2 Hours	1 - 2 Hours	1 - 2 Hours	1 - 2 Hours	1 - 2 Hours	X
Hard Dry	24 Hours	24 Hours	24 Hours	24 Hours	24 Hours	X

Note : Drying times are approximate data, it may vary depending on ambient conditions.





ANTI FIRE SOLUTION

The non-flammable solution encapsulates the applied surface as molecules and prevents its contact with oxygen. Thanks to its active ingredients, it prevents it from reaching the temperature that will initiate the combustion reaction. In this way, the substance to which it is applied never catches fire. This product has been tested on a plywood wooden door. The 14mm thick plywood door with 1500 ° C heat applied to the front was exposed to direct flame for 40 minutes, at the end of this period it was found that the rear face only increased to 120°C. It has been observed that the wooden plywood door never catches fire.

ISONEM ANTI-FIRE non-flammability solution is a product that is produced from 100% natural materials, has no harm to human health, is 100% soluble in nature, and does not contain any prohibited materials. The smoke of a substance treated with a non-flammability solution contains 50% less carbon dioxide and carbon monoxide than the natural state of the same substance. In addition, it is 20-25% richer in terms of smoke and nitrogen. Therefore, while the surface is not flammable, the suffocating effect of its smoke has been reduced by half. It is water based, one component.

WHAT MAKES ISONEM ANTI FIRE NON-FIRE SOLUTION UNIQUE?

ISONEM ANTI-FIRE non-flammability solution is not a flame retardant, it provides a complete non-flammability. The flame retardant applied material (textile, wood, etc.) burns when it is exposed to the flame and goes out when the flame is cut off. In other words, the main thing is that the substance does not burn when it is removed from the flame source. This can slow the spread of a fire, but it will never prevent it. The substance applied with ISONEM ANTI-FIRE non-flammability solution does not catch fire.

USAGE AREAS AND METHOD OF ISONEM ANTI-FIRE NON-FIRE SOLUTION

For wood materials: It can be made by waiting in the pools, depending on the absorption (absorption) of the wood or by spraying on the wood. If it is compatible with the paste by testing on MDF and chipboard, it is used in its production at the first stage. If the method of holding is done in the pool, one day at most is sufficient. Half an hour is enough for chipboard and MDF. According to the hardness of the wood, it has an incombustibility absorption capacity.

For the paint industry: It is incompatible with the paint itself. Since the target paint is not burnt, the application method is as follows; Before painting or varnishing, sanding will be done and then ANTI-FIRE non-flammability liquid is applied immediately before painting and dried, it is absolutely necessary to dry. Painting is done after this process takes place.

For industry sector: Fabric, cotton, wool, sponge, etc. In absorbent materials, it is made non-flammable and non-flammable by wetting with **ANTI FIRE**, squeezing and then drying.

According to TSE TEST AND INSPECTION REPORT:

- INSPECTION AND EXPERIMENTS ARE DONE ACCORDING TO TS EN ISO 1716: 2010/JANUARY 2011.

- According to TS EN ISO 1182 /02.02.2012 DATE/ 139913 NO., in the result of the inspection and experiments, approved to CLASS A1 according to the criteria EN 13501-1/JANUARY-1 CHART-1.

TEST RESULTS ACCORDING TO IZMIR INSTITUTE OF TECHNOLOGY BIOLOGY DEPARTMENT RESEARCH LABORATORY

The material response application : Paper - Sponge - Wood - Fabric - Cotton
Result : NO BURNING

CONCLUSION

No burning, glare, melting activity has been observed in the relevant materials except for growing dark, and as a result, it has been shown that this liquid can be used effectively against combustion events.

TECHNICAL SPECIFICATIONS

- **Appearance** : Transparent
- **Color** : Slight blurred
- **Density (25°C, g/mL)** : 1,10 ± 0,10
- **pH (25°C)** : 6 - 8
- **Solvent** : Water
- **Freezing point** : -3°C
- **Boiling point** : 98°C
- **Evaporation (60°/24 hours)** : % 50
- **Flashing** : None
- **Combustion/Odor/Foaming** : None
- **Product consumption** : It varies according to the application and application surface. Consumption amount should be determined by pretesting according to the absorptivity of the application surface or material. (0.2 - 0.3 kg/m²)

PACKAGING & STORAGE

- **Packaging** : 1 L, 5 L PE Drum
- **Storage temperature (°C)** : 5 - 35 °C
- **Shelf life** : 24 months from date of production if stored in original, unopened, undamaged packages.
- **Storage condition** : Store tightly closed in a dry and cool place.

! IMPORTANT

The surface should be protected from rain, water, mechanical loads and impacts for 24 hours during and after the application.

APPLICATION CONDITIONS and RISKS

Things to consider during and after the application	The application surface must be clean and free from all impurities like dirt, oil, and mud.
Application temperature	It should be applied between 20 - 35 °C.
Application conditions	It should be applied to only absorbent surfaces. (textile, wood, etc.)



General Features





ANTI MOLOTOV

A high-grade product developed for extinguishing fires of classes A, B, and C (European Classes) on the purpose of faster, safer and more effectively than its beginning. The only thing the user needs to do is throwing our product into the fire. When **ISONEM ANTI MOLOTOV**, which is in a special plastic package, is thrown into the fire, the plastic container breaks and extinguishes the fire immediately. It is a liquid extinguishing agent and when thrown into the fire, it releases into the atmosphere. The heat of fire evaporates the extinguishing agent and a chemical reaction starts. By releasing a large amount of carbon dioxide, it chokes the fire, cuts its contact with oxygen and thus extinguishes the fire. In addition, the chemical reaction introduces a cooling agent. In addition, the chemical reaction introduces a cooling agent and this reduces the temperature of the burning material and thus other chemical foams step in and prevent the materials in the area from re-flaring.

USAGE AREAS

- Ideal use areas are closed and open areas.
- It can be used for any initial fires.
- It is a fire extinguisher which is very suitable for ships, houses, schools, vehicles and military facilities, gas stations, factories.

FEATURES

- Shelf life of 5 years, do not need any maintenance
- No annual inspection or refilling
- Easy operation; just THROW it, no difficulty, suitable for all ages
- Very light (850 g).
- Suitable for A, B, C type flames.
- Portable, no need to approach the fire.
- It is rescue & evacuation tool.
- Does not release too much smoke and does not block the escape area.
- It is environmentally friendly, does not contain toxic substances.
- Fast discharging: 1-5 seconds
- Easily thrown into the fire and breaks down itself to extinguish the fire.
- Does not require cleaning after use, no maintenance required.

TECHNICAL SPECIFICATIONS

- **Content** : Water based
- **Color** : Slight Blurred
- **Density (25°C, g/mL)** : 1.07 – 1.17
- **Solvent** : Water
- **pH (25°C)** : 8.0 - 8.9
- **Extinguishing Capacity** : 8 - 10 m³ (Class A)

PACKAGING & STORAGE

- **Packaging** : 850 g
- **Storage temperature (°C)** : 5 - 55 °C
- **Shelf life** : 5 years
- **Storage condition** : Store in a dry and cool place.

⚠ ATTENTION

- More effective on initial fires.
- Do not expose to direct sunlight.
- Keep out of reach of infants and small children.
- In case of contact with skin or eyes, rinse immediately with water.

⚠ IMPORTANT

It is rescue & evacuation tool. The liquid extinguishes the flame where it comes into contact with fire. The determined fire classification is according to the European (EN) classification.

APPLICATION CONDITIONS and RISKS

Things to consider during and after the application Depending on the size of the fire and ambient conditions, try to extinguish with more than one of the fires that do not extinguish with **ANTI MOLOTOV**.

Other ISONEM products recommended	X
Application temperature	X



General Features



So light
(850 gr)



Easy to Use



Contains No
Toxic
Substances





ISO-FIX

ISO-FIX WELDING PASTE is a strong adhesive paste that provides a quick solution for all kinds of repairs on wet or dry surfaces. It is effective in sealing cracks and holes, stopping leaks, repairing all kinds of superficial damage, and bonding similar and dissimilar components with each other. After application, the fully cured material can be drilled, sanded, and painted without primer. It provides superior adherence to materials such as metal, wood, marble, ceramic, glass, hard plastic, brick, concrete, etc.

USAGE AREAS

Used for repairing water, fuel tanks, and plumbing leaks repairing environments such as pools and aquariums, repairing solar energy systems, repairing all kinds of industrial and automotive sector repairs, filling holes and straightening bent surfaces, and many more.

APPLICATION TYPE

Surface Preparation: The application surfaces must be free from all kinds of oil, dirt, dust, and surface residues and be completely dry and clean.

Preparation of the mixture: First, open the solvent-free adhesive (component A) box, and with the help of a knife, slice off as much material as needed. Then, the hardener (component B) is taken in the same proportion by weight and mixed thoroughly by kneading by hand. It is very important to mix the material at the specified mixing ratio. Gloves should be worn during the hand-mixing process.

Method of Application: The prepared mixture is applied to the application area by sticking manually.

TECHNICAL SPECIFICATIONS


Density A Comp. (25°C, g/mL)	: Not applicable (N/A)
pH (25°C)	: Not applicable (N/A)
Viscosity A Comp. (25°C, mPa.s)	: Not applicable (N/A)
Solid Content (by weight %)	: Not applicable (N/A)
Water Transmission Rate (kg/ m2. h0,5)	: < 0,1 CLASS W3
Adhesion strength by tensile pull-out test (N/mm2)	: 10,0 N/mm ²
Water vapor permeability (m)	: 5 ≤ SD ≤ 50 CLASS II
Touch dry	: 1 hour
Hard dry	: 2 hour
Mixture durability (23°C)	: 2 minutes
Solvent	: Organic solvent
Fire Class	: C fl S1
Color	: Blue

! IMPORTANT

The surface should be protected from all external factors, such as rain, water, mechanical impacts, etc., for 24 hours during and after the application. Components A and B should be used within 30-40 minutes after mixing (23°C). At lower temperatures, the mixture's durability is extended, and at higher temperatures, the mixture's durability is shortened.

APPLICATION CONDITIONS and RISKS

Things to consider during and after the application	The application surface must be clean and free from all impurities like dirt, oil, and mud. Swelling parts should be scraped thoroughly and the surface should be dry.
Other ISONEM products recommended	X
Application temperature	It should be applied between 5 - 35 °C.



USAGE



The box is opened and the required material is taken with the help of a knife.



A and B components are taken in sufficient amount.



Gloves are put on before kneading by hand.



A and B components are kneaded in sufficient quantities by hand.



It is applied to the oil and dirt-free surface.



It should be applied to the area within 30-40 minutes.

TECHNICAL FEATURES



Temperature resistant



Pressure resistant



Tensile strength 10.0 N/mm²



Paintable

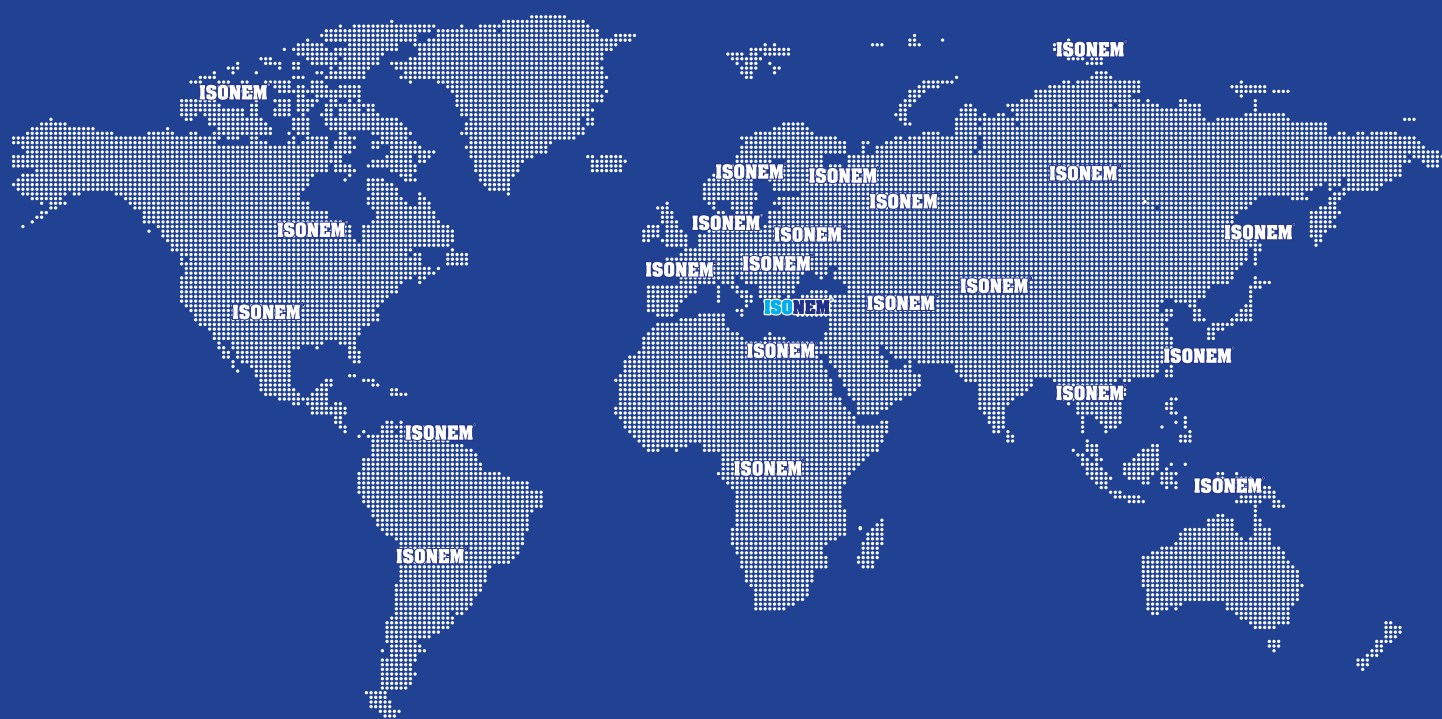


Drillable



Can be cut





ISONEM

COLOR OF INSULATION

*“We Integrated the Laws of Physics with Chemistry.
We Developed Amazing Products on Insulation.
We called it ISONEM.”*



ISONEM BOYA VE YALITIM TEKNOLOJİLERİ İNŞ. SAN. TİC. A.Ş.
ISONEM PAINT AND INSULATION TECHNOLOGIES CONSTRUCTION INDUSTRY TRADE INC.

ITOB OSB 10001 Street No: 20 Tekeli Menderes / İZMİR - TURKEY

+90 (232) 799 04 95 (PBX) +90 (232) 437 01 33

<http://www.isonem.com.tr> isonem@isonem.com.tr